

Test by: NewVenture, LLC Ellendale, MN

2025 Soybeans Top 30 Harvest Report

Iowa North Central [IANC] LAURENS, IA
Dale Roewe, Pocahontas County, IA 50554

All-Season Test	Maturity Group 2.1 - 2.9 S2025IANC04
Top 30 of 48	For Gross Income (Sorted by Yield) Average of (3) Replications
PREV. CROP/HERB:	Corn / Halex Gt, Atrazine
SOIL DESCRIPTION:	Webster clay loam, mod. poorly drained, non-irrigated
SOIL CONDITION:	6.48 pH, 5.44% OM, 23.59 CEC, high P, high K, low S, high B, high Zn
TILLAGE/CULTIVATION:	Conventional W/O Fall Till
PEST MANAGEMENT:	Outlook, Glufosinate, Glyphosate, Select
Applied N-P-K (units):	0-0-0
SEEDED - RATE - ROW:	May 11 140.0 /A 30" spacing
HARVESTED - STAND:	Oct 7 123.0 /A
PEST & DISEASE RISK:	SCN, SDS, Stem Canker, Brown Stem Rot*

TEST COMMENTS:

This plot turned out well, but unfortunately it was the last of Dale Roewe's farming career as he passed away in early August. Dale hosted FIRST plots for 14 seasons; we appreciate his participation in our trials and thank his family for helping us get this plot harvested. The yield was slightly below historical averages, with strong early rains giving way to a dry finish that may have impacted pod fill and seed size. Thank you to Dale and the Roewe family for hosting this plot.

Company/Brand	Product/Brand	Technol.†	RM	SCN Resist.	Yield Bu/A ↓	Moisture %	Lodging %	Stand (x 1000)	Gross Income \$/Acre	Rank
Jacobsen	J2644E3 ↗	E3	2.5	M	66.2	6.8	0	124.0	636	1
Renk	RS266E ↗	E3	2.6	M	63.5	6.5	1	126.0	610	2
FS HiSOY	HS 28E50 ↗	E3	2.8	M	61.0	6.6	0	122.7	586	3
NuTech	22N04E ↗	E3	2.2	PK	59.4	6.9	0	124.0	570	4
Apex	AE2360 ↗	E3	2.3	M	59.3	7.0	1	124.0	569	5
P3 Genetics	2424E ↗	E3	2.4	M	59.2	6.8	0	122.7	568	6
Pioneer	P21Z71E GC ↗	E3	2.1	PK	59.1	7.1	0	126.0	567	7
Fortus	2445E ↗	E3	2.4	M	59.1	6.9	1	126.0	567	8
Jacobsen	J2324E3 ↗	E3	2.3	PK	59.0	6.9	0	126.0	566	9
Jacobsen	J2473E3 ↗	E3	2.4	M	59.0	6.9	2	122.7	566	10
Xitavo	XO 2926E ↗	E3	2.9	M	58.4	7.1	1	113.3	561	11
Xitavo	XO 2206E ↗	E3	2.2	M	58.4	7.2	1	124.0	561	12
Jacobsen	J2295E3 ↗	E3	2.2	M	58.3	6.8	0	121.7	560	13
FS HiSOY	HS 29F50 ↗	RXF	2.9	M	58.1	6.9	1	124.0	558	14
Genesis	G2300E ↗	E3	2.3	M	58.1	6.8	1	124.0	558	15
NuTech	25N05E ↗	E3	2.5	PK	57.9	6.7	1	124.0	556	16
Genesis	G2480E ↗	E3	2.4	M	57.8	7.1	0	124.0	555	17
Fortus	2846ES ↗	E3,ST	2.8	M	57.5	6.8	0	126.0	552	18
FS HiSOY	HS 25E30 ↗	E3	2.5	PK	57.4	6.7	0	124.0	551	19
Cornelius	CB24XF75 ↗	RXF	2.4	M	57.2	7.0	0	124.0	549	20
FS HiSOY	HS 28F30 ↗	RXF	2.8	M	57.1	6.8	0	126.0	548	21
Xitavo	XO 2556E ↗	E3	2.5	PK	56.9	6.9	0	124.0	546	22
FS HiSOY	HS 26E50 ↗	E3	2.6	PK	56.4	6.6	0	124.7	541	23
Apex	AE2050 ↗	E3	2.0	PK	56.2	6.8	1	121.7	540	24
Alloy	A23E36 GC ↗	E3	2.3	M	56.0	6.7	0	120.0	538	25
Apex	AE2560 ↗	E3	2.5	PK	55.9	6.6	0	126.0	537	26
FS HiSOY	HS 24F40 ↗	RXF	2.4	M	55.9	7.1	0	125.0	537	27
Genesis	G2570ES ↗	E3,ST	2.5	M	55.8	6.9	0	124.7	536	28
P3 Genetics	2626E ↗	E3	2.6	PK	55.8	7.5	0	124.7	536	29
Xitavo	XO 2366E ↗	E3	2.3	M	55.7	6.9	1	117.5	534	30

Averages = **56.2** **7.0** **1** **123.0** **540**

LSD (0.10) = 3.6 ns ns

LSD (0.25) = 1.9 ns ns

C.V. = 6.1

Ed Dahle

ed.dahle@firstseedtests.com, (507) 456-6624

Historic yield: 60.57 bu/a, 13 yr(s)

Yield & Income Factors:

Base Moisture = 13.0%

Shrink = 1.3

Drying = \$0.035

Prices: GMO = \$9.60

Report Date: 10/07/2025

Additional reports available at www.firstseedtests.com

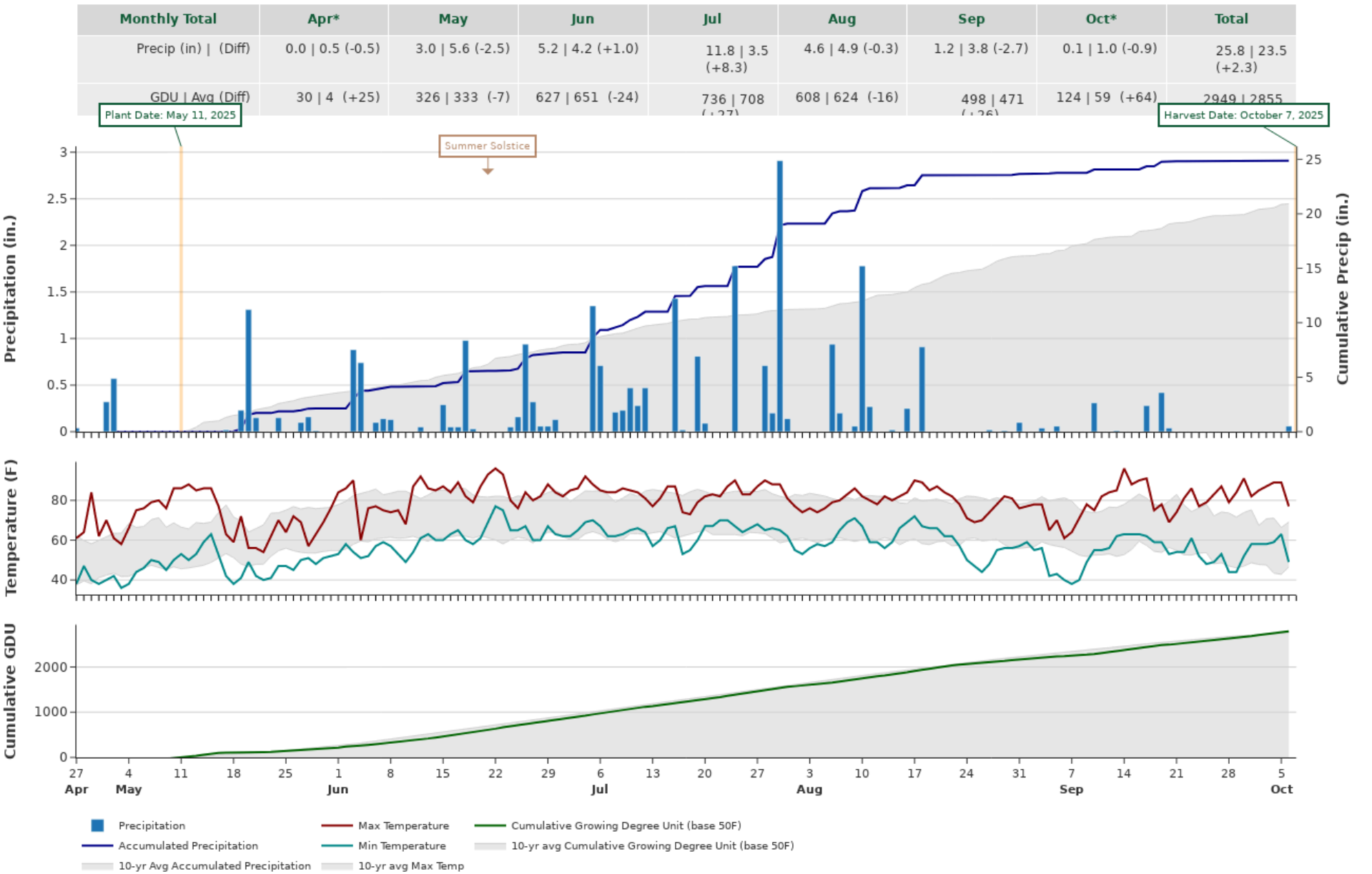
† See last page for abbreviation descriptions. Dark colored row identifies the check product found in early- and full-season tests. **Bold** yields are significantly above test average by LSD(0.10). **Italicized** brands exceed the grain moisture limit for this test. **ns** = column values not significantly different. *[Earthoptics](#) used for soil conditions and soil-borne disease & pest risks. ↗ Links to full product yield results at www.firstseedtests.com.

©2025, All rights reserved to Farmers' Independent Research of Seed Technologies, LLC.

2025 Soybeans - Iowa North Central [IANC]

Weather Conditions Summary at LAURENS, IA

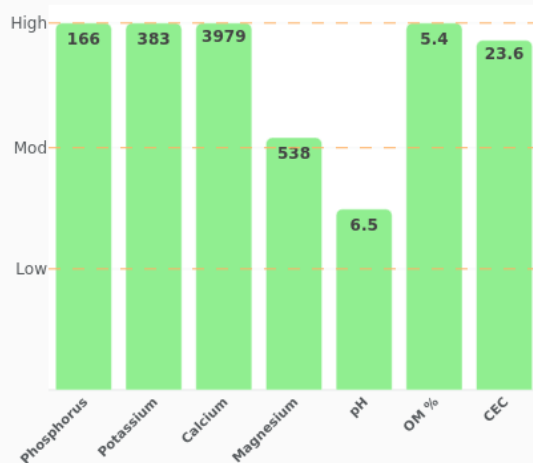
Weather Data Retrieved: 10/07/2025



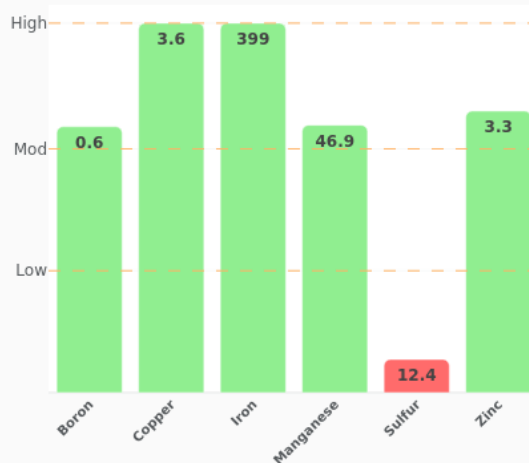
* First monthly total starts on the date 14 days prior to planting and final monthly total ends on the harvest date.

Note: Weather information from PRISM Climate Group. Data may be revised by the provider after retrieval. FIRST will not revise or update reports to reflect any weather data changes. For information purposes only.

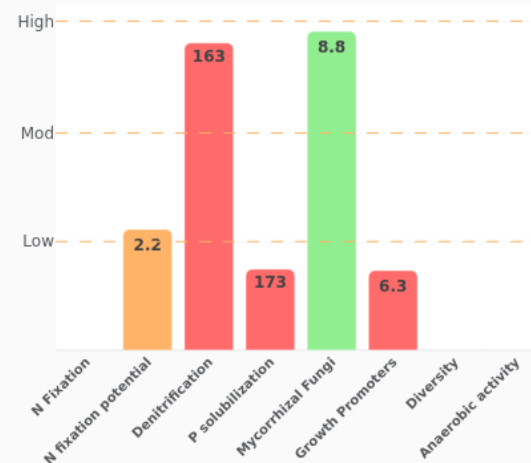
Macronutrients



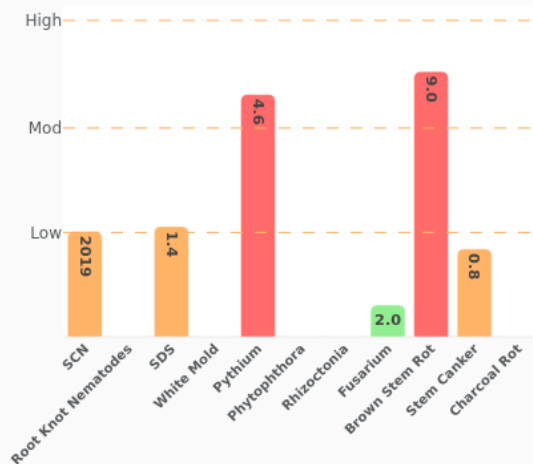
Micronutrients



Biofertility Analytics



Below Ground Pest & Disease - Soybeans



Above Ground Pest & Disease - Soybeans



More Information

You can find more information about the EarthOptics and soil analytics reported at the following links:

- [Reported Analytics Descriptions](#)
- [Soil Nutrients & Fertility](#)
- [Analytics & Insights](#)
- [EarthOptics](#)

2025 Soybeans - Iowa North Central [IANC]

All-Season Test Products (48 Total)

Company/Brand	Product/Brand	Technology	SCN	RM	Seed Treat.
Alloy	A21E34	E3	M	2.1	ACi,IL
Alloy	A23E36	E3	M	2.3	ACi,IL
Apex	AE2050	E3	PK	2.0	CMB-APX,SA
Apex	AE2360	E3	M	2.3	CMB-APX,SA
Apex	AE2560	E3	PK	2.5	CMB-APX,SA
Cornelius	CB24XF75	RXF	M	2.4	PG+
Cornelius	CB27XF17	RXF	M	2.7	PG+
Fortus	2445E	E3	M	2.4	ACi,SU
Fortus	2775ES	E3,ST	PK	2.7	ACi,SU
Fortus	2846ES	E3,ST	M	2.8	ACi,SU
FS HiSOY	HS 23E40	E3	PK	2.3	ACi,SA
FS HiSOY	HS 24F40	RXF	M	2.4	ACi,SA
FS HiSOY	HS 25E30	E3	PK	2.5	ACi,SA
FS HiSOY	HS 26E50	E3	PK	2.6	ACi,SA
FS HiSOY	HS 26F50	RXF	M	2.6	ACi,SA
FS HiSOY	HS 28E50	E3	M	2.8	ACi,SA
FS HiSOY	HS 28F30	RXF	M	2.8	ACi,SA
FS HiSOY	HS 29F50	RXF	M	2.9	ACi,SA
Genesis	G2300E	E3	M	2.3	EcTC,SA
Genesis	G2480E	E3	M	2.4	EcTC,SA
Genesis	G2570ES	E3,ST	M	2.5	EcTC,SA
Genesis	G2790E	E3	PK	2.7	EcTC,SA
Genesis	G2900E	E3	M	2.9	EcTC,SA
Hoegemeyer	2876 E	E3	M	2.8	Lum, LumT, IL
Jacobsen	J2295E3	E3	M	2.2	Treated
Jacobsen	J2324E3	E3	PK	2.3	F,I
Jacobsen	J2473E3	E3	M	2.4	Treated
Jacobsen	J2644E3	E3	M	2.5	F,I
Monier	ME230	E3	M	2.3	D,Sa
NuTech	21N09E	E3	PK	2.1	Lum, LumT, IL
NuTech	22N04E	E3	PK	2.2	Lum, LumT, IL
NuTech	25N05E	E3	PK	2.5	Lum, LumT, IL
NuTech	28N03E	E3	M	2.8	Lum, LumT, IL
NuTech	28N05E	E3	M	2.8	Lum, LumT, IL
NuTech	29N05E	E3	PK	2.9	Lum, LumT, IL
P3 Genetics	2424E	E3	M	2.4	PG+

Company/Brand	Brand/Product	Technology	SCN	RM	Seed Treat.
P3 Genetics	2623E	E3	M	2.3	PG+
P3 Genetics	2626E	E3	PK	2.6	PG+
Pioneer	P21Z71E	E3	PK	2.1	Untreated
Renk	RS266E	E3	M	2.6	F,I,B,NE
Stine	22EG02	E3	M	2.2	SFI
Stine	24EH32	E3	MR	2.4	SFI
Titan Pro	TP 28E25	E3	M	2.8	CMB-APX,SA
Xitavo	XO 2206E	E3	M	2.2	PV,IL,OB,Rey
Xitavo	XO 2366E	E3	M	2.3	PV,IL,OB,Rey
Xitavo	XO 2556E	E3	PK	2.5	PV,IL,OB,Rey
Xitavo	XO 2865E	E3	M	2.8	PV,IL,OB,Rey
Xitavo	XO 2926E	E3	M	2.9	PV,IL,OB,Rey

* FIRST does not inspect products for refuge blend. N* indicates the product was entered without a refuge component by the sponsoring seed company. Prior year entries may contain refuge blend.

Footnotes and Abbreviations Descriptions

Brand Footnotes

CK	Identifies a check product included in early- and full-season tests.
GC	Grower Comparison product included by FIRST when space permits.

Soybean Cyst Nematode (SCN) Resistance Source or Rating

Note: Source of SCN resistance used when available, otherwise older susceptibility ratings are reported.

M	PI 88788 (MR)
PK	Peking (R)
H	Hartwig (R)
B	Blend (PK + M)
MR	moderate resistance
R	resistant
S	susceptible
NA	info unavailable

Soybeans Technologies

E3	Enlist E3®
RXF	XtendFlex®
ST	Sulfonylurea tolerant

Soybeans Seed Treatments*

ACi,IL	Acceleron® Standard Insecticide-Fungicide, ILeVO
ACi,SA	Acceleron® Standard Insecticide-Fungicide, Saltro®
ACi,SU	Acceleron® Standard Insecticide-Fungicide, StepUp
CMB-APX,SA	CruiserMaxx® APX with Saltro®
D,Sa	Duo, Saltro
EcTC,SA	Eclipse US Total Coverage Trio IM, N-Force, Saltro®
F,I	Fungicide, Insecticide
F,I,B,NE	Fungicide, Insecticide, Biological, Nematicide
Lum, LumT, IL	LumiGEN™, LumiTreo, ILEVO
PG+	Profit Guard +
PV,IL,OB,Rey	Poncho®/Votivo®, ILeVO, Obvius Plus, Relenya®
SFI	Stine XP F&I
Treated	Treated, unspecified
Untreated	No seed treatment

* Seed treatments may include unspecified plant health promoting components.