

Test by: M&D Seed Research, LLC Van Buren, IN

2025 Corn Grain Top 30 Harvest Report

Ohio Northwest [OHNW] TIFFIN, OH

Synergy Ag, Joe Steyer, Seneca County, OH 44883

Early-Season Test	103 - 108 Day CRM B2025OHNW04a
Top 30 of 36	For Gross Income (Sorted by Yield) Average of (4) Replications
PREV. CROP/HERB:	Soybeans / Metribuzin, Valor Sx, Metolachlor, Glufosinate, Enlist
SOIL DESCRIPTION:	Kibbie sandy loam, mod. poorly drained, non-irrigated
SOIL CONDITION:	Conventional W/ Fall Till, 5.69 pH, 3.29% OM, 10.63 CEC, high P, high K, low S, low B, high Zn
PEST MANAGEMENT:	Metolachlor, Atrazine, Mesotrione, Miravis Neo Fungicide, Tombstone Insecticide
FERTILITY - Applied N:	27 Fall, 42 Spring, 148 Sidedress
Applied N-P-K (units):	217-104-91
SEEDED - RATE - ROW:	May 19 33.6 /A 30" spacing
HARVESTED - STAND:	Oct 25 31.0 /A
PEST & DISEASE RISK:	Fusarium, Pythium*

TEST COMMENTS:

This is a very productive site with a history of good yields. The site planted well and received above-average rains early in the season. This location did have some erratic stands due to heavy rains after planting. After emergence, there was good early growth thanks to all the heat and moisture. The healthy plants were standing well at harvest with a good spread of moistures among the two tests.

Company/Brand	Product/Brand	Technol.†	RM	Yield Bu/A ↓	Moisture %	Lodging %	Stand (x 1000)	Gross Income \$/Acre	Rank
AGI	6106 PWE ↗	PCE	106	279.7	20.7	1	32.6	997	1
FS InVision	FS 5559PC RA ↗	PCE	105	264.5	19.2	1	32.5	962	2
Augusta	A2355-PWE ↗	PCE	105	259.2	19.4	1	32.1	941	6
Augusta	A4057-PCE ↗	PCE	107	258.6	18.8	1	30.7	947	3
M & W Seeds	MW D108 PWR ↗	PCE	108	258.5	20.1	1	32.5	930	7
AGI	5105 PWE ↗	PCE	105	257.8	20.0	1	32.1	929	8
Seed Consultants	SC1055PCE ↗	PCE	105	257.6	18.5	1	33.2	947	4
Wyckoff	2515 VT2P RIB ↗	VT2P	107	257.0	18.4	1	32.1	945	5
Seed Consultants	SC1066PCE ↗	PCE	106	255.4	20.8	1	32.1	909	14
Augusta	A2356-PCE ↗	PCE	106	255.3	19.7	1	31.1	923	9
FS InVision	FS 5552F RIB ↗	VT4P	105	255.2	19.8	1	32.1	921	12
M & W Seeds	MW F104 PWR ↗	PCE	104	253.0	19.0	1	31.4	923	10
Ebberts	9779SSX RIB ↗	STX	108	252.5	19.0	1	32.4	922	11
Seed Consultants	SC1086PCE ↗	PCE	108	251.0	20.4	1	32.5	899	20
Augusta	A2058-PWE ↗	PCE	108	250.5	21.2	1	31.8	886	26
Ebberts	7188PC ↗	PCE	108	249.8	20.5	1	31.4	893	21
AGI	5104 PWE ↗	PCE	104	248.6	19.6	1	31.8	900	19
Wyckoff	2582 VT2P RIB ↗	VT2P	108	248.5	19.4	1	31.4	902	18
Integra	5802 VT2PRIB ↗	VT2P	108	247.4	18.8	1	30.0	906	16
Ebberts	7335PC ↗	PCE	105	247.4	19.8	1	31.4	893	22
Wyckoff	2432 VT2P RIB ↗	VT2P	105	245.3	18.2	1	31.4	905	17
AGI	6102 PWE ↗	PCE	103	244.6	17.8	1	31.1	908	15
Ebberts	7209TR RIB ↗	TRE	108	244.3	19.5	1	30.0	886	27
Wyckoff	2632 SS RIB ↗	STX	108	244.1	19.2	1	29.7	888	25
FS InVision	FS 5845P RIB ↗	STXP	108	243.5	20.1	1	29.3	876	28
Ebberts	7557PC ↗	PCE	107	243.2	20.1	1	30.0	874	29
FS InVision	FS 5335P RIB ↗	STXP	103	242.9	18.7	1	30.4	890	23
Wyckoff	2336 TRE RIB ↗	TRE	103	241.4	18.2	1	31.8	890	24
Integra	5716 PCE ↗	PCE	107	240.3	20.9	1	29.3	854	30
Augusta	A2357-V ↗	V	107	234.9	19.9	1	28.6	847	31
PIONEER	P0859AM CK	AM	108	254.7	19.8	1	32.1	920	13



Matt Turner

mattturner1979@yahoo.com, (317) 606-9040

Averages = **247.1** **19.5** **1** **31.0** **896**

LSD (0.10) = 14.5 0.8 ns

LSD (0.25) = 7.6 0.4 ns

C.V. = 6.4

Historic yield: 218.44 bu/a, 14 yr(s)

Yield & Income Factors: Base Moisture = 15.0% Shrink = 1.3 Drying = \$0.05 Prices: GMO = \$3.85

Report Date: 10/28/2025

Additional reports available at www.firstseedtests.com

† See last page for abbreviation descriptions. Dark colored row identifies the check product found in early- and full-season tests. **Bold** yields are significantly above test average by LSD(0.10). **Italicized** brands exceed the grain moisture limit for this test. **ns** = column values not significantly different. *[Earthoptics](#) used for soil conditions and soil-borne disease & pest risks. ↗ Links to full product yield results at www.firstseedtests.com.

©2025, All rights reserved to Farmers' Independent Research of Seed Technologies, LLC.

Test by: M&D Seed Research, LLC Van Buren, IN

2025 Corn Grain Top 30 Harvest Report

Ohio Northwest [OHNW] TIFFIN, OH

Synergy Ag, Joe Steyer, Seneca County, OH 44883

Full-Season Test	109 - 112 Day CRM B2025OHNW04b
Top 30 of 34	For Gross Income (Sorted by Yield) Average of (4) Replications
PREV. CROP/HERB:	Soybeans / Metribuzin, Valor Sx, Metolachlor, Glufosinate, Enlist
SOIL DESCRIPTION:	Kibbie sandy loam, mod. poorly drained, non-irrigated
SOIL CONDITION:	Conventional W/ Fall Till, 5.69 pH, 3.29% OM, 10.63 CEC, high P, high K, low S, low B, high Zn
PEST MANAGEMENT:	Metolachlor, Atrazine, Mesotrione, Miravis Neo Fungicide, Tombstone Insecticide
FERTILITY - Applied N:	27 Fall, 42 Spring, 148 Sidedress
Applied N-P-K (units):	217-104-91
SEEDED - RATE - ROW:	May 19 33.6 /A 30" spacing
HARVESTED - STAND:	Oct 25 30.9 /A
PEST & DISEASE RISK:	Fusarium, Pythium*

TEST COMMENTS:

This is a very productive site with a history of good yields. The site planted well and received above-average rains early in the season. This location did have some erratic stands due to heavy rains after planting. After emergence, there was good early growth thanks to all the heat and moisture. The healthy plants were standing well at harvest with a good spread of moistures among the two tests.

Company/Brand	Product/Brand	Technol.†	RM	Yield Bu/A ↓	Moisture %	Lodging %	Stand (x 1000)	Gross Income \$/Acre	Rank
Ebberts	7770PC ↗	PCE	110	283.2	22.4	1	33.2	986	1
FS InVision	FS 6042F RIB ↗	VT4P	110	269.3	21.9	1	32.8	943	2
Seed Consultants	SC1105PCE ↗	PCE	110	265.2	21.9	1	33.5	930	3
Integra	6274 VT2PRIB ↗	VT2P	112	265.2	22.5	1	33.5	922	5
Renk	RK825VT4PRO ↗	VT4P	112	264.3	22.1	1	33.5	923	4
Augusta	A2360-PCE ↗	PCE	110	259.7	22.0	1	33.0	909	6
Ebberts	7442PC ↗	PCE	112	256.3	22.4	1	32.4	893	9
FS InVision	FS 6133VDG RIB ↗	VT2PDG	111	256.3	21.8	1	32.1	900	8
AGI	6113 PWE ↗	PCE	112	255.8	22.6	1	33.5	887	10
Seed Consultants	SC1094PCE ↗	PCE	109	255.2	21.3	1	30.7	903	7
Wyckoff	2685 TRE RIB ↗	TRE	112	253.8	23.0	1	33.5	876	14
Seed Consultants	SC1116PCE ↗	PCE	111	253.0	21.9	1	30.0	887	11
Ebberts	7660PC ↗	PCE	110	251.8	21.6	1	31.0	887	12
Wyckoff	2667 DG VT2P RIB ↗	VT2PDG	111	251.7	21.8	1	32.6	883	13
Pioneer	P1136AM GC ↗	AM	111	250.5	22.5	1	30.7	871	16
Wyckoff	2676 TRE RIB ↗	TRE	112	248.5	23.2	1	33.2	855	22
Wyckoff	2711 VT2P RIB ↗	VT2P	112	248.3	22.1	1	30.7	867	17
AGI	5110 PWE ↗	PCE	110	248.0	22.3	1	32.4	864	18
FS InVision	FS 5947T RIB ↗	TRE	109	247.6	21.3	1	32.1	875	15
AGI	6111 PWE ↗	PCE	111	246.6	22.2	1	31.8	861	19
Augusta	A4862-PWE ↗	PCE	112	245.4	22.0	1	30.7	859	20
Renk	RK773TRE ↗	TRE	109	244.9	22.5	1	31.4	851	23
Renk	RK785PCE ↗	PCE	109	241.9	21.0	1	31.4	859	21
AGI	6109 PWE ↗	PCE	109	240.8	21.8	1	29.0	845	24
FS InVision	FS 6157T RIB ↗	TRE	111	238.3	22.1	1	30.0	833	26
AGI	5112 PWE ↗	PCE	112	238.0	22.4	1	28.4	828	27
Integra	5935 PCE ↗	PCE	109	230.9	21.0	1	29.3	819	28
Wyckoff	2634 PCE ↗	PCE	110	230.6	21.1	1	31.1	817	29
FS InVision	FS 6245V RIB ↗	VT2P	112	224.6	21.9	1	25.8	787	30
Ebberts	6883DGV2P RIB ↗	VT2PDG	112	217.9	22.3	1	28.3	759	31
PIONEER	P0859AM CK	AM	108	235.2	20.6	1	29.7	840	25
				Averages = 244.6	21.9	1	30.9	857	
				LSD (0.10) = 19.2	0.7	ns			
				LSD (0.25) = 10.1	0.3	ns			
				C.V. = 8.6					
				Historic yield: 218.44 bu/a, 14 yr(s)					



Matt Turner

mattturner1979@yahoo.com, (317) 606-9040

Yield & Income Factors:

Base Moisture = 15.0%

Shrink = 1.3

Drying = \$0.05

Prices: GMO = \$3.85

Report Date: 10/28/2025

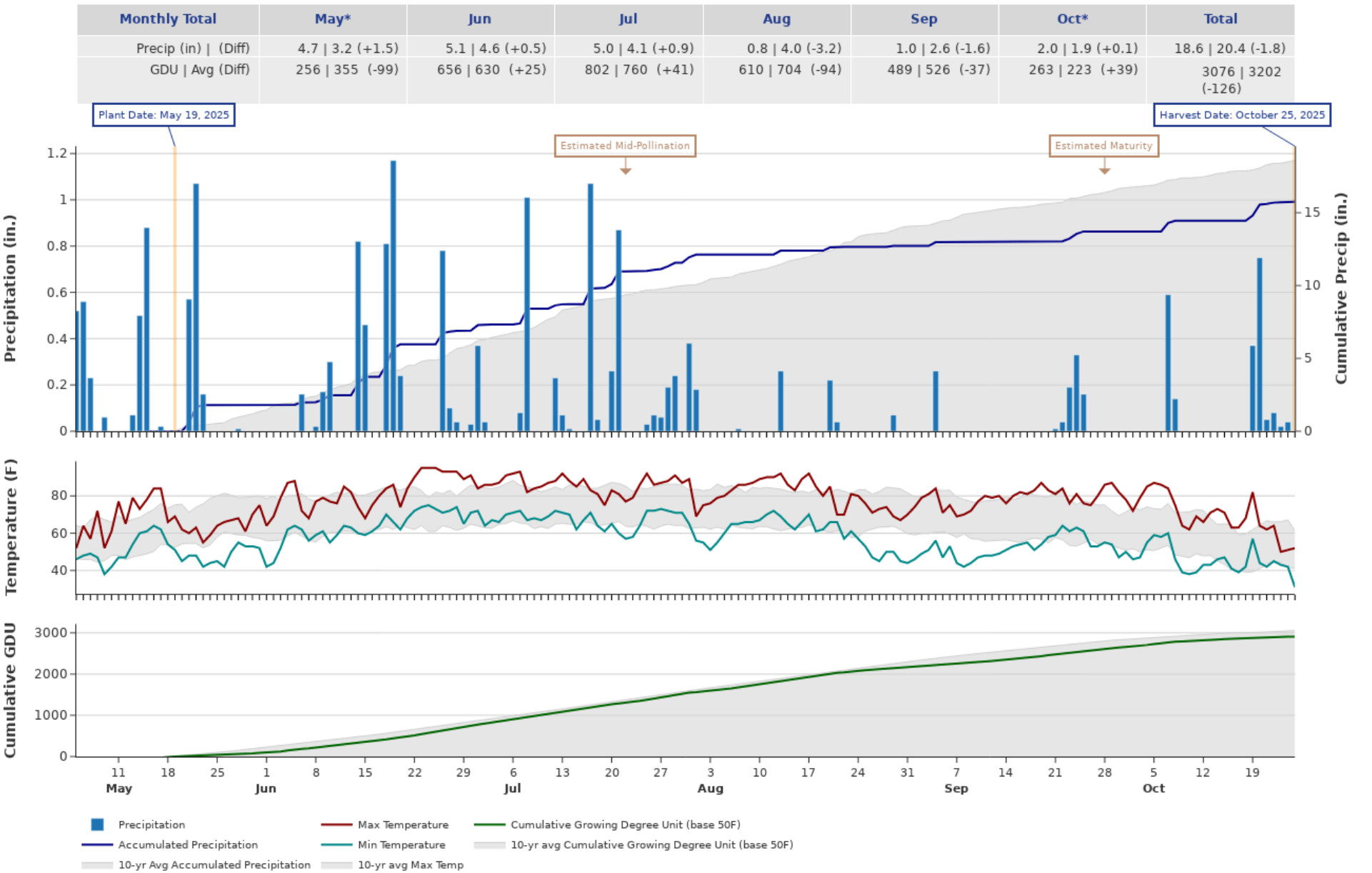
Additional reports available at www.firstseedtests.com

† See last page for abbreviation descriptions. Dark colored row identifies the check product found in early- and full-season tests. **Bold** yields are significantly above test average by LSD(0.10). **Italicized** brands exceed the grain moisture limit for this test. **ns** = column values not significantly different. *[Earthoptics](#) used for soil conditions and soil-borne disease & pest risks. ↗ Links to full product yield results at www.firstseedtests.com.

©2025, All rights reserved to Farmers' Independent Research of Seed Technologies, LLC.

2025 Corn - Ohio Northwest [OHNW]

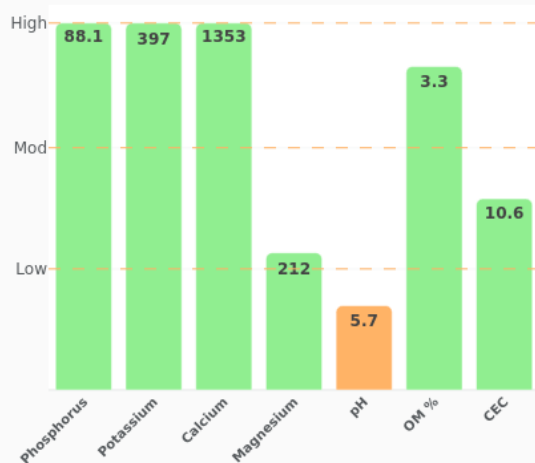
Weather Conditions Summary at TIFFIN, OH



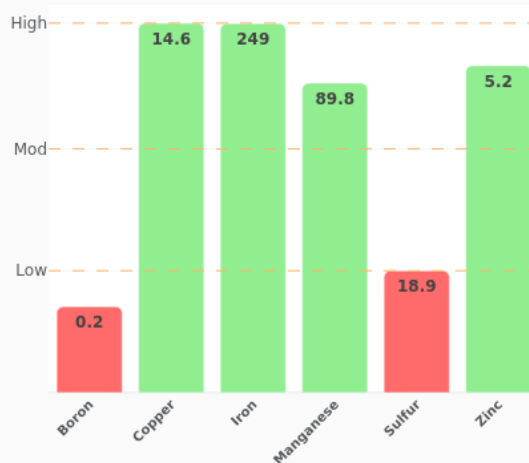
* First monthly total starts on the date 14 days prior to planting and final monthly total ends on the harvest date.

Note: Weather information from PRISM Climate Group. Data may be revised by the provider after retrieval. FIRST will not revise or update reports to reflect any weather data changes. For information purposes only.

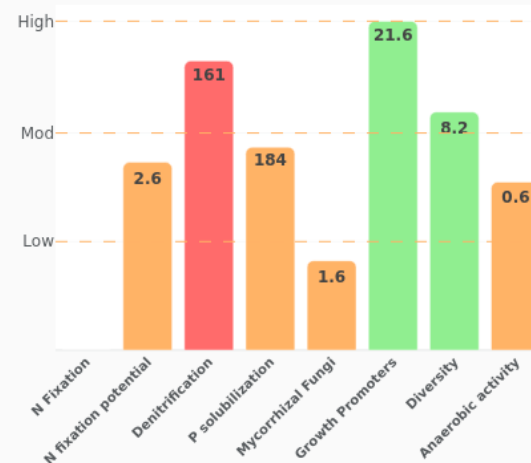
Macronutrients



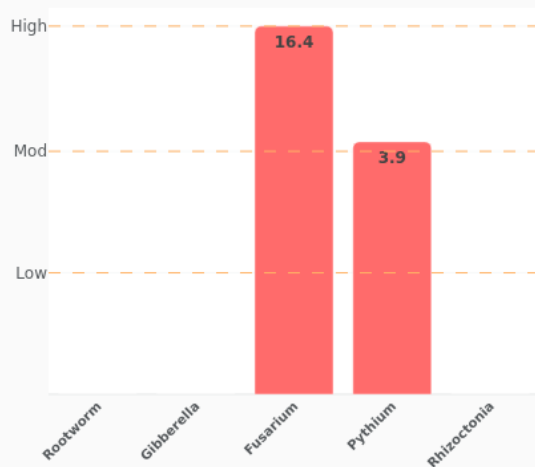
Micronutrients



Biofertility Analytics



Below Ground Pest & Disease - Corn



Above Ground Pest & Disease - Corn



More Information

You can find more information about the EarthOptics and soil analytics reported at the following links:

- [Reported Analytics Descriptions](#)
- [Soil Nutrients & Fertility](#)
- [Analytics & Insights](#)
- [EarthOptics](#)

2025 Corn - Ohio Northwest [OHNW]

Early-Season Test Products (36 Total)

Company/Brand	Product/Brand	Technology	RIB	RM	Seed Treat.
AGI	4108 PWE	PCE	Y	108	CM,C2,Vi,Va
AGI	5104 PWE	PCE	Y	104	CM,C2,Vi,Va
AGI	5105 PWE	PCE	Y	105	CM,C2,Vi,Va
AGI	6102 PWE	PCE	Y	103	CM,C2,Vi,Va
AGI	6106 PWE	PCE	Y	106	CM,C2,Vi,Va
Augusta	A2058-PWE	PCE	N	108	CM,C5
Augusta	A2355-PWE	PCE	N	105	CM,C2
Augusta	A2356-PCE	PCE	N	106	CM,C5
Augusta	A2357-V	V	N	107	CM,C2
Augusta	A4057-PCE	PCE	N	107	AC,P5V
Ebberts	7188PC	PCE	Y*	108	Ebberts
Ebberts	7209TR RIB	TRE	Y	108	Ebberts
Ebberts	7335PC	PCE	Y	105	Ebberts
Ebberts	7557PC	PCE	Y	107	Ebberts
Ebberts	9779SSX RIB	STX	Y	108	Ebberts
FS InVision	FS 5335P RIB	STXP	Y	103	P5V
FS InVision	FS 5552F RIB	VT4P	Y	105	AC,P5V,EDC-EL
FS InVision	FS 5559PC RA	PCE	Y	105	CM,C2,Vi,Va
FS InVision	FS 5845P RIB	STXP	Y	108	AC,P5V,Va
Integra	5443 DGV2PRIB	VT2PDG	N	104	AC,P5V,SU
Integra	5716 PCE	PCE	Y	107	AC,P5V,SU
Integra	5775 VT2PRIB	VT2P	Y	107	AC,P5V,SU
Integra	5802 VT2PRIB	VT2P	Y	108	AC,P5V,SU
M & W Seeds	MW C104 PWR	PCE	Y	104	Treated
M & W Seeds	MW D108 PWR	PCE	Y	108	Treated
M & W Seeds	MW F104 PWR	PCE	Y	104	Treated
Pioneer	P0306AM	AM,AQ	Y	103	Lum, L1
Pioneer	P0859AM	AM	Y	108	Lum, L1
Seed Consultants	SC1055PCE	PCE	Y	105	Lum, L1
Seed Consultants	SC1066PCE	PCE	Y	106	Lum, L1
Seed Consultants	SC1086PCE	PCE	Y	108	Lum, L1
Wyckoff	2336 TRE RIB	TRE	Y	103	AC,P5
Wyckoff	2432 VT2P RIB	VT2P	Y	105	AC,P2
Wyckoff	2515 VT2P RIB	VT2P	Y	107	AC,P5
Wyckoff	2582 VT2P RIB	VT2P	Y	108	AC,P5V
Wyckoff	2632 SS RIB	STX	Y	108	AC,P5V

* FIRST does not inspect products for refuge blend. N* indicates the product was entered without a refuge component by the sponsoring seed company. Prior year entries may contain refuge blend.

2025 Corn - Ohio Northwest [OHNW]

Full-Season Test Products (34 Total)

Company/Brand	Product/Brand	Technology	RIB	RM	Seed Treat.
AGI	5110 PWE	PCE	Y	110	CM,C2,Vi,Va
AGI	5112 PWE	PCE	Y	112	CM,C2,Vi,Va
AGI	6109 PWE	PCE	Y	109	CM,C2,Vi,Va
AGI	6111 PWE	PCE	Y	111	CM,C2,Vi,Va
AGI	6113 PWE	PCE	Y	112	CM,C2,Vi,Va
Augusta	A2162-AA	AA	Y*	112	CM,C2
Augusta	A2360-PCE	PCE	N	110	CM,C5
Augusta	A4862-PWE	PCE	N	112	CM,C2
Ebberts	6883DGV2P RIB	VT2PDG	Y	112	Ebberts
Ebberts	7442PC	PCE	Y	112	Ebberts
Ebberts	7660PC	PCE	Y	110	Ebberts
Ebberts	7770PC	PCE	Y	110	Ebberts
Ebberts	7993PC	PCE	Y	112	Ebberts
FS InVision	FS 5947T RIB	TRE	Y	109	AC,P5V,Va
FS InVision	FS 6042F RIB	VT4P	Y	110	AC,P5V,Va
FS InVision	FS 6133VDG RIB	VT2PDG	Y	111	AC,P5V
FS InVision	FS 6157T RIB	TRE	Y	111	AC,P2
FS InVision	FS 6245V RIB	VT2P	Y	112	AC,P5V,Va
Integra	5935 PCE	PCE	Y	109	AC,P5V,SU
Integra	6274 VT2PRIB	VT2P	Y	112	AC,P5V,SU
Pioneer	P05737V	VE	Y	105	Lum, L1
Pioneer	P0859AM	AM	Y	108	Lum, L1
Pioneer	P1136AM	AM	Y	111	Lum, L1
Renk	RK773TRE	TRE	Y*	109	AC,P2
Renk	RK785PCE	PCE	N	109	Lum
Renk	RK825VT4PRO	VT4P	N	112	AC,P5V,EDC-EL
Seed Consultants	SC1094PCE	PCE	Y	109	Lum, L1
Seed Consultants	SC1105PCE	PCE	Y	110	Lum, L1
Seed Consultants	SC1116PCE	PCE	Y	111	Lum, L1
Wyckoff	2634 PCE	PCE	Y	110	CM,C2,Vi,Va
Wyckoff	2667 DG VT2P RIB	VT2PDG	Y	111	AC,P2
Wyckoff	2676 TRE RIB	TRE	Y	112	AC,P5
Wyckoff	2685 TRE RIB	TRE	Y	112	AC,P5
Wyckoff	2711 VT2P RIB	VT2P	Y	112	AC,P2

* FIRST does not inspect products for refuge blend. N* indicates the product was entered without a refuge component by the sponsoring seed company. Prior year entries may contain refuge blend.

Footnotes and Abbreviations Descriptions

Brand Footnotes

-
- CK Identifies a check product included in early- and full-season tests.
- GC Grower Comparison product included by FIRST when space permits.
- ^ Power Plus® brand seed is distributed by Burrus. Power Plus® is a registered trademark of Corteva Agriscience.

Corn Technologies

AA	Agrisure® Above (CB,HX,LL,GT), formerly Agrisure® 3120
AM	Optimum® AcreMax®
AQ	Optimum® AQUAmax®
PCE	PowerCore® Enlist®
STX	SmartStax®
STXP	SmartStax® Pro with RNAi Technology
TRE	Trecepta®
V	Viptera™ (Vip,CB,HX,LL,GT), formerly Agrisure Viptera® 3220
VE	Vorceed™ Enlist®
VT2P	VT Double PRO®
VT2PDG	DroughtGard® with VT Double PRO®
VT4P	VT4Pro™ with RNAi Technology

NOTE: The refuge component genetics may vary in a refuge blend seed product.

Corn Seed Treatments*

AC,P2	Acceleron® 250
AC,P5	Acceleron® 500
AC,P5V	Acceleron® Poncho 500/Votivo
AC,P5V,EDC-EL	Acceleron® ELITE Poncho 500/Votivo with Enhanced Disease Control
AC,P5V,SU	Acceleron® Poncho 500/Votivo, StepUp
AC,P5V,Va	Acceleron® Poncho 500/Votivo, Vayantis®
CM,C2	CruiserMaxx® 250
CM,C2,Vi,Va	CruiserMaxx® 250 with Vibrance, Vayantis®
CM,C5	Cruisermaxx® 500
Ebberts	Ebberts Complete Corn (Ebberts Field Seeds)
Lum	LumiGEN™ (Corteva Agriscience)
Lum, L1	LumiGEN, Lumisure 1250
P5V	Poncho 500/Votivo
Treated	Treated seed, unspecified

* Seed treatments may include unspecified plant health promoting components.