

Test by: Agri Seed Research, LLC Louisburg, KS

2025 Corn Grain Top 30 Harvest Report

Nebraska Southeast [NESE] BEATRICE, NE

Joe Thimm, Gage County, NE 68310

Early-Season Test	107 - 112 Day CRM B2025NESE09a
Top 25 of 25	For Gross Income (Sorted by Yield) Average of (4) Replications
PREV. CROP/HERB:	Soybeans / Glyphosate, Xtendimax
SOIL DESCRIPTION:	Wymore silty clay loam, mod. well drained, non-irrigated
SOIL CONDITION:	No-Till, 7.54 pH, 4.09% OM, 24.19 CEC, high P, medium K, low S, high B, high Zn
PEST MANAGEMENT:	Glyphosate, 2,4-D, Acetochlor, Atrazine, Mesotrione
FERTILITY - Applied N:	170 Fall
Applied N-P-K (units):	170-50-30
SEEDED - RATE - ROW:	Apr 23 29.5 /A 30" spacing
HARVESTED - STAND:	Nov 15 29.2 /A
PEST & DISEASE RISK:	Fusarium*

TEST COMMENTS:

This site was planted into a clean seedbed and emerged great thanks to showers just a few days after planting. May and June brought just enough rain to keep this site growing. July brought several needed rains; this site received over 6 inches of rain in July. Late August and early September were cooler than normal. Plants were tall and standing great at harvest; however, some late-season southern rust was seen.

Company/Brand	Product/Brand	Technol.†	RM	Yield Bu/A ↓	Moisture %	Lodging %	Stand (x 1000)	Gross Income \$/Acre	Rank
Integra	5935 PCE ↗	PCE	109	192.8	13.5	0	28.9	733	1
Mustang	65C09 PCE RA ↗	PCE	109	192.2	13.6	0	29.2	730	2
Wyffels	W7424 ↗	PCE	112	190.6	13.6	0	29.4	724	3
ProHarvest	82P96 PCE ↗	PCE	112	189.1	13.7	0	28.7	719	4
Taylor	2212 ↗	PCE	112	188.8	14.1	0	29.7	717	5
Integra	6076 VT4PRIB ↗	VT4P	110	188.3	13.9	0	29.4	716	6
ProHarvest	81P45 TRE ↗	TRE	111	187.7	13.1	0	29.4	713	7
Hoegemeyer	8038PCE ↗	PCE	110	185.7	14.5	0	29.4	706	8
DeKalb	DKC112-12RIB GC ↗	TRE	112	185.7	13.9	0	28.9	706	9
Renk	RK825VT4PRO ↗	VT4P	112	185.0	13.9	0	28.9	703	10
Augusta	A4961-V ↗	V	111	184.1	14.0	0	29.9	700	11
Mustang	75T12 PCE RA ↗	PCE	112	183.5	13.8	0	29.4	697	12
DeKalb	DKC108-17RIB GC ↗	TRE	108	182.2	13.3	0	28.9	692	13
Wyffels	W7048RIB ↗	STX	111	181.4	14.3	0	29.4	689	14
Taylor	EXP A-110-25 ↗	PCE	110	178.8	14.1	0	29.2	679	15
DeKalb	DKC111-35RIB GC ↗	VT2P	111	177.7	13.1	0	29.2	675	17
Augusta	A2260-AA ↗	AA	110	176.4	14.2	0	29.2	670	18
Renk	RK7590SSPRO ↗	STXP	109	172.9	13.6	0	28.9	657	19
Pioneer	P1170AM GC ↗	AM	111	172.0	13.6	0	28.7	654	20
Renk	RK832SSPRO ↗	STXP	113	171.2	13.1	0	29.2	651	21
Integra	5802 VT2PRIB ↗	VT2P	108	169.8	13.3	0	29.7	645	22
Hoegemeyer	8220PCE ↗	PCE	112	167.2	13.4	0	28.9	635	23
Renk	RK800VT4PRO ↗	VT4P	110	167.0	13.5	0	29.2	635	24
Taylor	2210 ↗	PCE	110	166.9	13.9	0	29.4	634	25
PIONEER	P13050AM CK	AM	113	178.0	13.4	0	28.9	676	16

Adam Stuteville

Adam Stuteville

adam.stuteville@firstseedtests.com, (913) 206-6080

Averages = **180.6** **13.7** **29.2** **686**

LSD (0.10) = 8.1 0.3 ns

LSD (0.25) = 4.2 0.1 ns

C.V. = 4.9 Historic yield: 163.18 bu/a, 14 yr(s)

Yield & Income Factors: Base Moisture = 15.0% Shrink = 1.3 Drying = \$0.06 Prices: GMO = \$3.80

† See last page for abbreviation descriptions. Dark colored row identifies the check product found in early- and full-season tests. **Bold** yields are significantly above test average by LSD(0.10). **Italicized** brands exceed the grain moisture limit for this test. **ns** = column values not significantly different. *[Earthoptics](#) used for soil conditions and soil-borne disease & pest risks. ↗ Links to full product yield results at www.firstseedtests.com.

©2025, All rights reserved to Farmers' Independent Research of Seed Technologies, LLC.

Report Date: 11/17/2025

Additional reports available at www.firstseedtests.com

Test by: Agri Seed Research, LLC Louisburg, KS

2025 Corn Grain Top 30 Harvest Report

Nebraska Southeast [NESE] BEATRICE, NE

Joe Thimm, Gage County, NE 68310

Full-Season Test	113 - 117 Day CRM B2025NESE09b
Top 30 of 32	For Gross Income (Sorted by Yield) Average of (4) Replications
PREV. CROP/HERB:	Soybeans / Glyphosate, Xtendimax
SOIL DESCRIPTION:	Wymore silty clay loam, mod. well drained, non-irrigated
SOIL CONDITION:	No-Till, 7.54 pH, 4.09% OM, 24.19 CEC, high P, medium K, low S, high B, high Zn
PEST MANAGEMENT:	Glyphosate, 2,4-D, Acetochlor, Atrazine, Mesotrione
FERTILITY - Applied N:	170 Fall
Applied N-P-K (units):	170-50-30
SEDED - RATE - ROW:	Apr 23 29.5 /A 30" spacing
HARVESTED - STAND:	Nov 15 29.1 /A
PEST & DISEASE RISK:	Fusarium*

TEST COMMENTS:

This site was planted into a clean seedbed and emerged great thanks to showers just a few days after planting. May and June brought just enough rain to keep this site growing. July brought several needed rains; this site received over 6 inches of rain in July. Late August and early September were cooler than normal. Plants were tall and standing great at harvest; however, some late-season southern rust was seen.

Company/Brand	Product/Brand	Technol.†	RM	Yield Bu/A ↓	Moisture %	Lodging %	Stand (x 1000)	Gross Income \$/Acre	Rank
Hoegemeyer	8350PCUE ↗	PCUE	113	186.1	13.1	0	29.4	707	1
Taylor	6015 ↗	TRE	115	186.0	14.2	0	28.7	707	2
Wyffels	W7876RIB ↗	VT2P	114	182.7	14.3	0	29.2	694	3
Taylor	EXP C-116-25 ↗	VT2P	116	182.2	14.1	0	29.4	692	4
Renk	RK889PCE ↗	PCE	113	181.7	14.3	0	28.7	690	5
Taylor	6013 ↗	TRE	113	180.3	14.4	0	29.4	685	6
Pioneer	P14830AML GC ↗	AML	114	180.1	14.1	0	29.4	684	7
Renk	RK958VT2P ↗	VT2P	115	179.9	14.2	0	29.2	684	8
DeKalb	DKC66-06RIB GC ↗	TRE	116	179.8	14.2	0	28.9	683	9
Pioneer	P13441PCUE GC ↗	PCUE	113	178.1	13.9	0	29.4	677	10
Pioneer	P17623PCE GC ↗	PCE	117	177.5	14.0	0	29.9	674	11
Mustang	83A15 TRE RIB ↗	TRE	114	176.2	13.9	0	29.2	670	12
Integra	6365 SSPRO ↗	STXP	113	176.1	13.9	0	29.7	669	13
Integra	6386 PCE ↗	PCE	113	176.0	14.0	0	28.9	669	14
Renk	RK921VT2P ↗	VT2P	115	174.4	14.4	0	29.2	663	16
DeKalb	DKC114-43RIB GC ↗	VT2P	114	173.9	14.5	0	29.7	660	17
Mustang	83T14 TRE RIB ↗	TRE	114	173.4	14.0	0	29.2	659	18
Integra	6493 VT2PRIB ↗	VT2P	114	172.9	14.4	0	28.7	657	19
ProHarvest	86P55 TRE ↗	TRE	116	172.4	14.3	0	29.4	655	20
Integra	6624 TRERIB ↗	TRE	116	171.9	13.7	0	28.7	653	21
Hoegemeyer	8426PCE ↗	PCE	114	171.2	14.2	0	29.4	651	22
Wyffels	W7945RIB ↗	TRE	114	170.8	14.1	0	28.7	649	23
Pioneer	P14364PCUE GC ↗	PCUE	114	166.7	14.1	0	28.9	633	24
ProHarvest	83P66 VT2PRIB ↗	VT2P	113	166.5	14.1	0	29.4	633	25
NC+	NC 13-04 VT2PRIB GC ↗	VT2P	113	166.1	14.0	0	29.4	631	26
Taylor	9932 ↗	VT2P	115	163.7	13.9	0	28.7	622	27
Renk	RK8585TRE ↗	TRE	114	162.2	14.0	0	29.4	616	28
NC+	NC 14-88VT2PRIB GC ↗	VT2P	114	160.8	14.0	0	28.2	611	29
Mustang	662TRE RIB ↗	TRE	113	158.4	14.1	0	29.2	602	30
Hoegemeyer	8773PCUE ↗	PCUE	117	155.7	14.3	0	29.4	592	31
PIONEER	P13050AM CK	AM	113	174.4	14.0	0	29.7	663	15



Adam Stuteville

adam.stuteville@firstseedtests.com, (913) 206-6080

Averages = **172.5** **14.1** **29.1** **655**

LSD (0.10) = 8.6 0.2 ns

LSD (0.25) = 4.5 0.1 ns

C.V. = 5.4 Historic yield: 163.18 bu/a, 14 yr(s)

Yield & Income Factors: Base Moisture = 15.0% Shrink = 1.3 Drying = \$0.06 Prices: GMO = \$3.80

Report Date: 11/17/2025

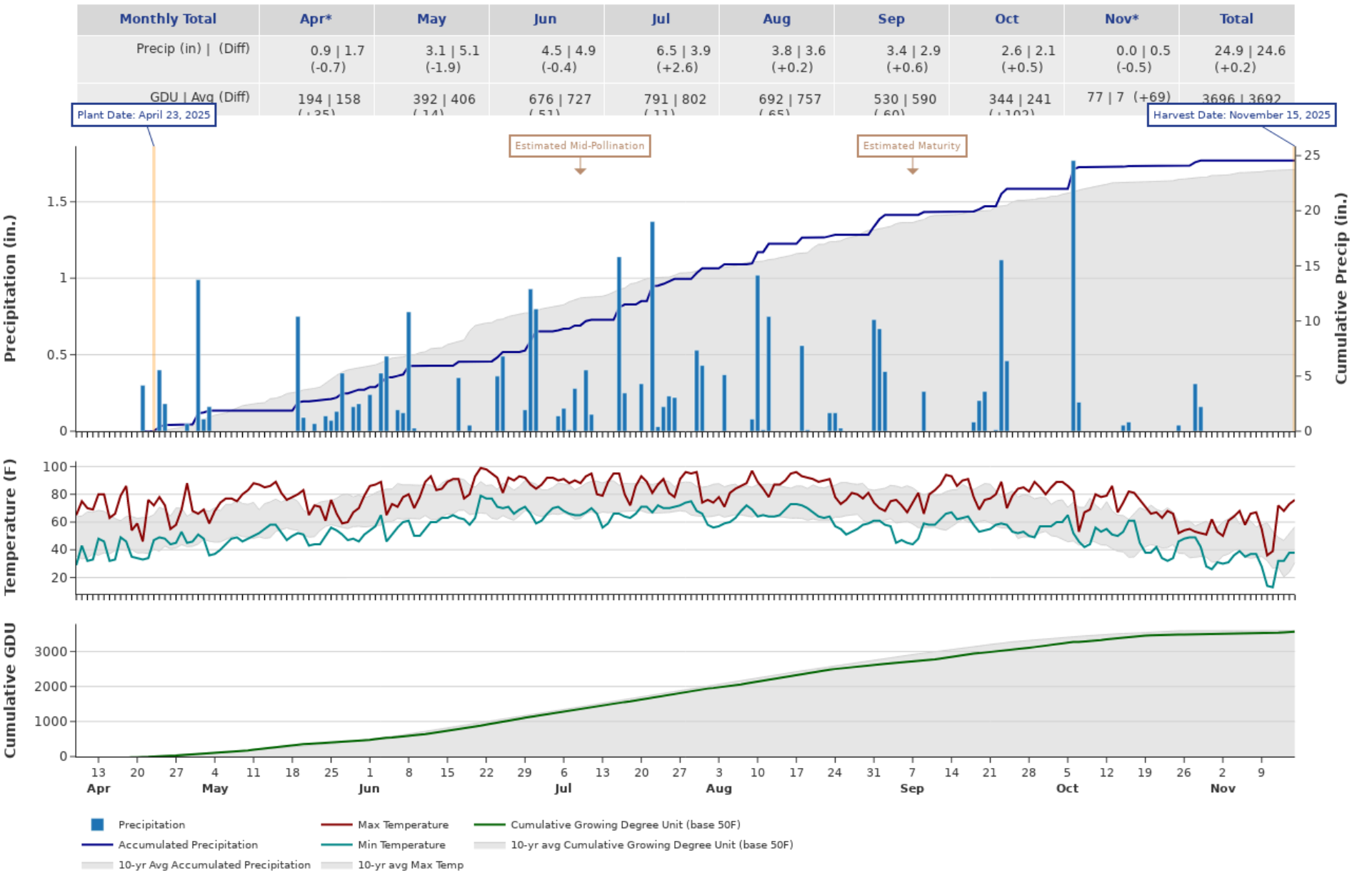
Additional reports available at www.firstseedtests.com

† See last page for abbreviation descriptions. Dark colored row identifies the check product found in early- and full-season tests. **Bold** yields are significantly above test average by LSD(0.10). **Italicized** brands exceed the grain moisture limit for this test. **ns** = column values not significantly different. *Earthoptics used for soil conditions and soil-borne disease & pest risks. ↗ Links to full product yield results at www.firstseedtests.com.

©2025, All rights reserved to Farmers' Independent Research of Seed Technologies, LLC.

2025 Corn - Nebraska Southeast [NESE]

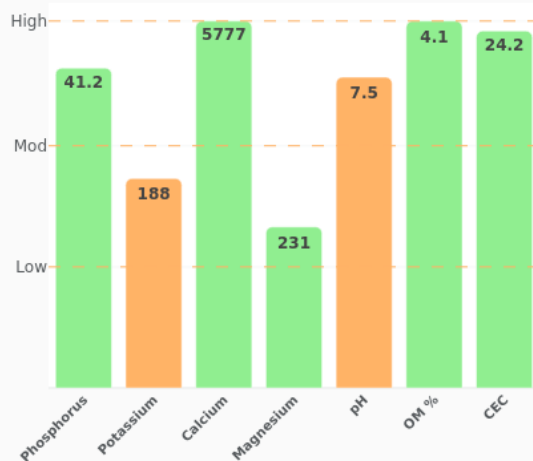
Weather Conditions Summary at BEATRICE, NE



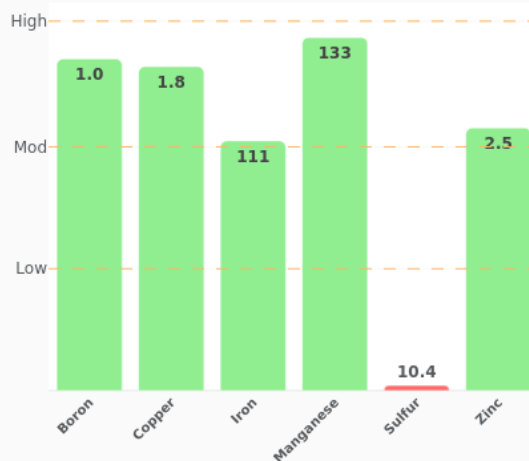
* First monthly total starts on the date 14 days prior to planting and final monthly total ends on the harvest date.

Note: Weather information from PRISM Climate Group. Data may be revised by the provider after retrieval. FIRST will not revise or update reports to reflect any weather data changes. For information purposes only.

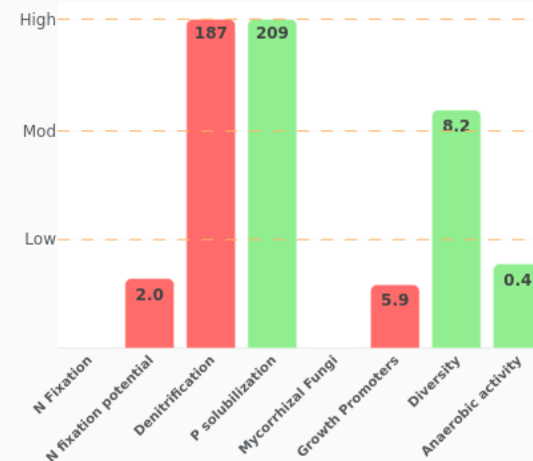
Macronutrients



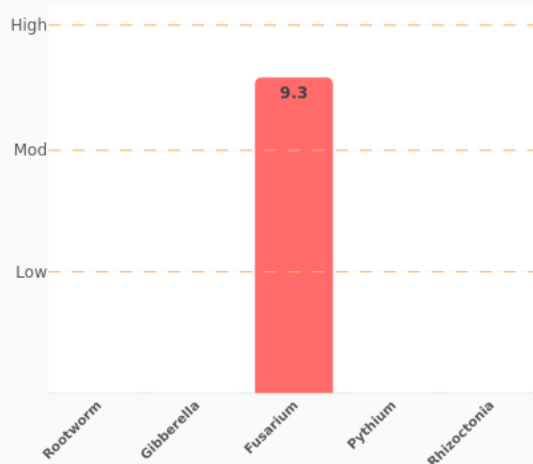
Micronutrients



Biofertility Analytics



Below Ground Pest & Disease - Corn



Above Ground Pest & Disease - Corn



More Information

You can find more information about the EarthOptics and soil analytics reported at the following links:

- [Reported Analytics Descriptions](#)
- [Soil Nutrients & Fertility](#)
- [Analytics & Insights](#)
- [EarthOptics](#)

2025 Corn - Nebraska Southeast [NESE]

Early-Season Test Products (25 Total)

Company/Brand	Product/Brand	Technology	RIB	RM	Seed Treat.
Augusta	A2260-AA	AA	Y*	110	CM,C2
Augusta	A4961-V	V	N	111	CM,C2
DeKalb	DKC108-17RIB	TRE	Y	108	AC,P5V,EDC-EL
DeKalb	DKC111-35RIB	VT2P	Y*	111	AC,P5V
DeKalb	DKC112-12RIB	TRE	Y	112	AC,P5V,EDC-EL
Hoegemeyer	8038PCE	PCE	Y	110	Lum, L1
Hoegemeyer	8220PCE	PCE	Y	112	Lum, L1
Integra	5802 VT2PRIB	VT2P	Y	108	AC,P5V,SU
Integra	5935 PCE	PCE	Y	109	AC,P5V,SU
Integra	6076 VT4PRIB	VT4P	Y	110	AC,P5V,SU
Mustang	65C09 PCE RA	PCE	Y	109	CM,C5,Vi,Va
Mustang	75T12 PCE RA	PCE	Y*	112	CM,C5,Vi,Va
Pioneer	P1170AM	AM	Y	111	Lum, L1
Pioneer	P13050AM	AM	Y	113	Lum, L1
ProHarvest	81P45 TRE	TRE	Y	111	AC,P5V,EDC-EL
ProHarvest	82P96 PCE	PCE	Y	112	CM,C2,Vi
Renk	RK7590SSPRO	STXP	N	109	AC,P5V,EDC-EL
Renk	RK800VT4PRO	VT4P	N	110	AC,P5V,EDC-EL
Renk	RK825VT4PRO	VT4P	N	112	AC,P5V,EDC-EL
Renk	RK832SSPRO	STXP	Y*	113	AC,P5V,EDC-EL
Taylor	2210	PCE	N	110	CM,C2,Vi5
Taylor	2212	PCE	Y	112	CM,C2,Vi5
Taylor	EXP A-110-25	PCE	N	110	CM,C2,Vi5
Wyffels	W7048RIB	STX	Y*	111	CM,C2,Vi,Va
Wyffels	W7424	PCE	N	112	CM,C2,Vi,Va

* FIRST does not inspect products for refuge blend. N* indicates the product was entered without a refuge component by the sponsoring seed company. Prior year entries may contain refuge blend.

2025 Corn - Nebraska Southeast [NESE]

Full-Season Test Products (32 Total)

Company/Brand	Product/Brand	Technology	RIB	RM	Seed Treat.
DeKalb	DKC114-43RIB	VT2P	U	114	AC,P5V,EDC-EL
DeKalb	DKC66-06RIB	TRE	Y	116	AC,P5V,EDC-EL
Hoegemeyer	8350PCUE	PCUE	Y	113	Lum, L1
Hoegemeyer	8426PCE	PCE	Y	114	Lum, L1
Hoegemeyer	8773PCUE	PCUE	Y	117	Lum, L1
Integra	6365 SSPRO	STXP	Y	113	AC,P5V,SU
Integra	6386 PCE	PCE	Y	113	AC,P5V,SU
Integra	6493 VT2PRIB	VT2P	Y*	114	AC,P5V,SU
Integra	6624 TRERIB	TRE	Y	116	AC,P5V,SU
Mustang	662TRE RIB	TRE	Y	113	AC,P5V,Va
Mustang	83A15 TRE RIB	TRE	Y	114	AC,P5V,Va
Mustang	83T14 TRE RIB	TRE	Y	114	AC,P5V,Va
NC+	NC 13-04 VT2PRIB	VT2P	Y	113	AC,P5V,Va
NC+	NC 14-88VT2PRIB	VT2P	Y	114	AC,P5V,Va
Pioneer	P13050AM	AM	Y	113	Lum, L1
Pioneer	P13441PCUE	PCUE	Y	113	Lum, L1
Pioneer	P14364PCUE	PCUE	Y	114	Lum, L1
Pioneer	P14830AML	AML	Y	114	Lum, L1
Pioneer	P17623PCE	PCE	Y	117	Lum, L1
ProHarvest	83P66 VT2PRIB	VT2P	Y*	113	AC,P5V,EDC-EL
ProHarvest	86P55 TRE	TRE	Y	116	AC,P5V,EDC-EL
Renk	RK8585TRE	TRE	N	114	AC,P2
Renk	RK889PCE	PCE	Y	113	Lum
Renk	RK921VT2P	VT2P	N	115	AC,P2
Renk	RK958VT2P	VT2P	Y*	115	AC,P2
Taylor	2215	PCE	N	115	CM,C2,Vi5
Taylor	6013	TRE	Y	113	CM,C2,Vi5
Taylor	6015	TRE	N	115	CM,C2,Vi5
Taylor	9932	VT2P	Y	115	CM,C2,Vi5
Taylor	EXP C-116-25	VT2P	N	116	CM,C2,Vi5
Wyffels	W7876RIB	VT2P	Y	114	CM,C2,Vi,Va
Wyffels	W7945RIB	TRE	Y*	114	CM,C2,Vi,Va

* FIRST does not inspect products for refuge blend. N* indicates the product was entered without a refuge component by the sponsoring seed company. Prior year entries may contain refuge blend.

Footnotes and Abbreviations Descriptions

Brand Footnotes

-
- CK Identifies a check product included in early- and full-season tests.
- GC Grower Comparison product included by FIRST when space permits.
- ^ Power Plus® brand seed is distributed by Burrus. Power Plus® is a registered trademark of Corteva Agriscience.

Corn Technologies

AA	Agrisure® Above (CB,HX,LL,GT), formerly Agrisure® 3120
AM	Optimum® AcreMax®
AML	Optimum® AcreMax® Leptra® (Vip,YGCB,HX,LL,RR2)
PCE	PowerCore® Enlist®
PCUE	PowerCore® Ultra Enlist®
STX	SmartStax®
STXP	SmartStax® Pro with RNAi Technology
TRE	Trecepta®
V	Viptera™ (Vip,CB,HX,LL,GT), formerly Agrisure Viptera® 3220
VT2P	VT Double PRO®
VT4P	VT4Pro™ with RNAi Technology

NOTE: The refuge component genetics may vary in a refuge blend seed product.

Corn Seed Treatments*

AC,P2	Acceleron® 250
AC,P5V	Acceleron® Poncho 500/Votivo
AC,P5V,EDC-EL	Acceleron® ELITE Poncho 500/Votivo with Enhanced Disease Control
AC,P5V,SU	Acceleron® Poncho 500/Votivo, StepUp
AC,P5V,Va	Acceleron® Poncho 500/Votivo, Vayantis®
CM,C2	CruiserMaxx® 250
CM,C2,Vi	CruiserMaxx® 250 with Vibrance
CM,C2,Vi5	CruiserMaxx® 250, Vibrance Cinco
CM,C2,Vi,Va	CruiserMaxx® 250 with Vibrance, Vayantis®
CM,C5,Vi,Va	CruiserMaxx® 500 with Vibrance, Vayantis®
Lum	LumiGEN™ (Corteva Agriscience)
Lum, L1	LumiGEN, Lumisure 1250
Treated	Treated seed, unspecified

* Seed treatments may include unspecified plant health promoting components.