

Test by: Agri Seed Research, LLC Louisburg, KS

## 2025 Corn Grain Top 30 Harvest Report

Nebraska Southeast [NESE] TECUMSEH, NE  
Scott Farwell, Johnson County, NE 68345

<b>Early-Season Test</b>	<b>107 - 112</b> Day CRM B2025NESE08a
<b>Top 25 of 25</b>	For Gross Income (Sorted by Yield) Average of <b>(4)</b> Replications
<b>PREV. CROP/HERB:</b>	Soybeans / Glyphosate, Authority Supreme
<b>SOIL DESCRIPTION:</b>	Zook silty clay loam, poorly drained, non-irrigated
<b>SOIL CONDITION:</b>	No-Till, 7.45 pH, 4.05% OM, 19.44 CEC, medium P, medium K, low S, high B, mod. Zn
<b>PEST MANAGEMENT:</b>	Glyphosate, 2,4-D, Mesotrione, Atrazine
<b>FERTILITY - Applied N:</b>	188 Fall
<b>Applied N-P-K (units):</b>	188-55-45
<b>SEEDED - RATE - ROW:</b>	Apr 22 30.3 /A 30" spacing
<b>HARVESTED - STAND:</b>	Nov 16 28.9 /A
<b>PEST &amp; DISEASE RISK:</b>	Fusarium, Diplodia Ear Rot, Maize White Spot*

### TEST COMMENTS:

*This site was planted into a clean seedbed, and there was just enough moisture to get germination started. May was drier than normal, but the corn rooted down, trying to find any soil moisture it could. June and July brought several timely rains, which helped replenish the soil moisture. September was cooler than normal for the first two weeks. Plants were tall and standing well at harvest, but some southern rust did show up very late in the growing season.*

Report Date: 11/17/2025

Additional reports available at [www.firstseedtests.com](http://www.firstseedtests.com)

Company/Brand	Product/Brand	Technol.†	RM	Yield Bu/A ↓	Moisture %	Lodging %	Stand (x 1000)	Gross Income \$/Acre	Rank
Renk	RK800VT4PRO ↗	VT4P	110	<b>205.6</b>	12.8	0	28.4	781	1
DeKalb	DKC112-12RIB GC ↗	TRE	112	<b>202.3</b>	13.1	0	29.4	769	2
Augusta	A2260-AA ↗	AA	110	196.6	12.6	0	28.4	747	3
Integra	6076 VT4PRIB ↗	VT4P	110	196.5	12.3	0	28.7	747	4
Taylor	EXP A-110-25 ↗	PCE	110	195.9	12.8	0	28.9	744	5
ProHarvest	82P96 PCE ↗	PCE	112	195.3	13.0	0	28.9	742	6
Pioneer	P1170AM GC ↗	AM	111	195.0	13.1	0	28.4	741	7
Hoegemeyer	8038PCE ↗	PCE	110	194.3	12.6	0	28.7	738	8
DeKalb	DKC111-35RIB GC ↗	VT2P	111	193.8	13.1	0	29.4	736	9
Mustang	75T12 PCE RA ↗	PCE	112	192.0	12.6	0	28.7	730	11
Wyffels	W7048RIB ↗	STX	111	191.3	12.7	0	29.7	727	12
Taylor	2212 ↗	PCE	112	187.2	12.7	0	28.4	711	13
Renk	RK825VT4PRO ↗	VT4P	112	186.7	12.8	0	28.6	709	14
ProHarvest	81P45 TRE ↗	TRE	111	184.8	12.8	0	29.2	702	15
DeKalb	DKC108-17RIB GC ↗	TRE	108	184.7	13.1	0	29.4	702	16
Augusta	A4961-V ↗	V	111	184.2	12.9	0	28.9	700	17
Wyffels	W7424 ↗	PCE	112	184.1	12.9	0	29.2	700	18
Integra	5802 VT2PRIB ↗	VT2P	108	183.7	12.6	0	28.2	698	19
Mustang	65C09 PCE RA ↗	PCE	109	183.5	13.2	0	29.2	697	20
Hoegemeyer	8220PCE ↗	PCE	112	183.0	12.9	0	28.9	695	21
Taylor	2210 ↗	PCE	110	182.6	12.8	0	29.2	694	22
Integra	5935 PCE ↗	PCE	109	182.5	12.7	0	28.9	694	23
Renk	RK832SSPRO ↗	STXP	113	180.4	13.0	0	28.7	686	24
Renk	RK7590SSPRO ↗	STXP	109	178.0	12.7	0	29.2	676	25
PIONEER	P13050AM CK	AM	113	192.5	13.0	0	28.7	732	10

*Adam Stuteville*

Adam Stuteville

adam.stuteville@firstseedtests.com, (913) 206-6080

Averages = **189.5** **12.8** **28.9** **720**

LSD (0.10) = 8.5 0.3 ns

LSD (0.25) = 4.5 0.1 ns

C.V. = 4.9 Historic yield: 171.71 bu/a, 5 yr(s)

**Yield & Income Factors:** Base Moisture = 15.0% Shrink = 1.3 Drying = \$0.06 Prices: GMO = \$3.80

† See last page for abbreviation descriptions. Dark colored row identifies the check product found in early- and full-season tests. **Bold** yields are significantly above test average by LSD(0.10). **Italicized** brands exceed the grain moisture limit for this test. **ns** = column values not significantly different. \*[Earthoptics](#) used for soil conditions and soil-borne disease & pest risks. ↗ Links to full product yield results at [www.firstseedtests.com](http://www.firstseedtests.com).

©2025, All rights reserved to Farmers' Independent Research of Seed Technologies, LLC.

Test by: Agri Seed Research, LLC Louisburg, KS

## 2025 Corn Grain Top 30 Harvest Report

Nebraska Southeast [NESE] TECUMSEH, NE  
Scott Farwell, Johnson County, NE 68345

<b>Full-Season Test</b>	<b>113 - 117</b> Day CRM B2025NESE08b
<b>Top 30 of 32</b>	For Gross Income (Sorted by Yield) Average of <b>(4)</b> Replications
<b>PREV. CROP/HERB:</b>	Soybeans / Glyphosate, Authority Supreme
<b>SOIL DESCRIPTION:</b>	Zook silty clay loam, poorly drained, non-irrigated
<b>SOIL CONDITION:</b>	No-Till, 7.45 pH, 4.05% OM, 19.44 CEC, medium P, medium K, low S, high B, mod. Zn
<b>PEST MANAGEMENT:</b>	Glyphosate, 2,4-D, Mesotrione, Atrazine
<b>FERTILITY - Applied N:</b>	188 Fall
<b>Applied N-P-K (units):</b>	188-55-45
<b>SEEDED - RATE - ROW:</b>	Apr 22 30.3 /A 30" spacing
<b>HARVESTED - STAND:</b>	Nov 16 28.9 /A
<b>PEST &amp; DISEASE RISK:</b>	Fusarium, Diplodia Ear Rot, Maize White Spot*

### TEST COMMENTS:

*This site was planted into a clean seedbed, and there was just enough moisture to get germination started. May was drier than normal, but the corn rooted down, trying to find any soil moisture it could. June and July brought several timely rains, which helped replenish the soil moisture. September was cooler than normal for the first two weeks. Plants were tall and standing well at harvest, but some southern rust did show up very late in the growing season.*

Company/Brand	Product/Brand	Technol.†	RM	Yield Bu/A ↓	Moisture %	Lodging %	Stand (x 1000)	Gross Income \$/Acre	Rank
Pioneer	P14830AML GC ↗	AML	114	<b>207.8</b>	12.8	0	29.4	790	1
Integra	6493 VT2PRIB ↗	VT2P	114	<b>206.9</b>	12.8	0	28.4	786	2
Hoegemeyer	8773PCUE ↗	PCUE	117	<b>206.6</b>	13.2	0	29.2	785	3
Taylor	EXP C-116-25 ↗	VT2P	116	<b>206.1</b>	13.1	0	29.7	783	4
Hoegemeyer	8350PCUE ↗	PCUE	113	<b>206.1</b>	13.4	0	29.2	783	5
Pioneer	P13441PCUE GC ↗	PCUE	113	<b>205.5</b>	12.8	0	28.7	781	6
Mustang	662TRE RIB ↗	TRE	113	<b>204.3</b>	13.3	0	29.2	776	7
Renk	RK889PCE ↗	PCE	113	202.3	13.2	0	27.9	768	9
Wyffels	W7945RIB ↗	TRE	114	201.8	12.8	0	28.9	767	10
Taylor	6015 ↗	TRE	115	201.8	13.4	0	29.2	767	11
Taylor	2215 ↗	PCE	115	201.8	12.9	0	28.2	767	12
Wyffels	W7876RIB ↗	VT2P	114	201.1	12.8	0	28.9	764	13
Mustang	83A15 TRE RIB ↗	TRE	114	200.3	13.2	0	28.7	761	14
ProHarvest	86P55 TRE ↗	TRE	116	199.9	13.4	0	28.9	760	15
Hoegemeyer	8426PCE ↗	PCE	114	198.6	13.1	0	29.2	755	16
Integra	6386 PCE ↗	PCE	113	198.5	13.4	0	28.4	754	17
Mustang	83T14 TRE RIB ↗	TRE	114	198.4	13.5	0	28.2	754	18
NC+	NC 13-04 VT2PRIB GC ↗	VT2P	113	197.6	13.1	0	28.7	751	19
Pioneer	P17623PCE GC ↗	PCE	117	197.4	12.9	0	28.4	750	20
Taylor	9932 ↗	VT2P	115	196.9	13.3	0	28.9	748	21
NC+	NC 14-88VT2PRIB GC ↗	VT2P	114	193.7	13.1	0	28.7	736	22
Pioneer	P14364PCUE GC ↗	PCUE	114	193.6	12.6	0	28.7	736	23
Renk	RK8585TRE ↗	TRE	114	193.3	13.4	0	29.7	735	24
DeKalb	DKC66-06RIB GC ↗	TRE	116	192.0	13.1	0	29.4	730	25
Renk	RK958VT2P ↗	VT2P	115	188.7	13.2	0	28.7	717	26
Renk	RK921VT2P ↗	VT2P	115	188.4	13.0	0	29.4	716	27
ProHarvest	83P66 VT2PRIB ↗	VT2P	113	185.9	13.4	0	29.2	706	28
DeKalb	DKC114-43RIB GC ↗	VT2P	114	185.4	13.0	0	28.9	705	29
Integra	6365 SSPPRO ↗	STXP	113	183.2	13.6	0	28.7	696	30
Taylor	6013 ↗	TRE	113	179.3	13.3	0	28.9	681	31
PIONEER	P13050AM CK	AM	113	203.4	13.0	0	29.4	773	8



Adam Stuteville

adam.stuteville@firstseedtests.com, (913) 206-6080

Averages = **197.0** **13.1** **28.9** **749**

LSD (0.10) = 6.6 0.2 ns

LSD (0.25) = 3.5 0.1 ns

C.V. = 3.7

Historic yield: 171.71 bu/a, 5 yr(s)

**Yield & Income Factors:** Base Moisture = 15.0% Shrink = 1.3 Drying = \$0.06 Prices: GMO = \$3.80

Report Date: 11/17/2025

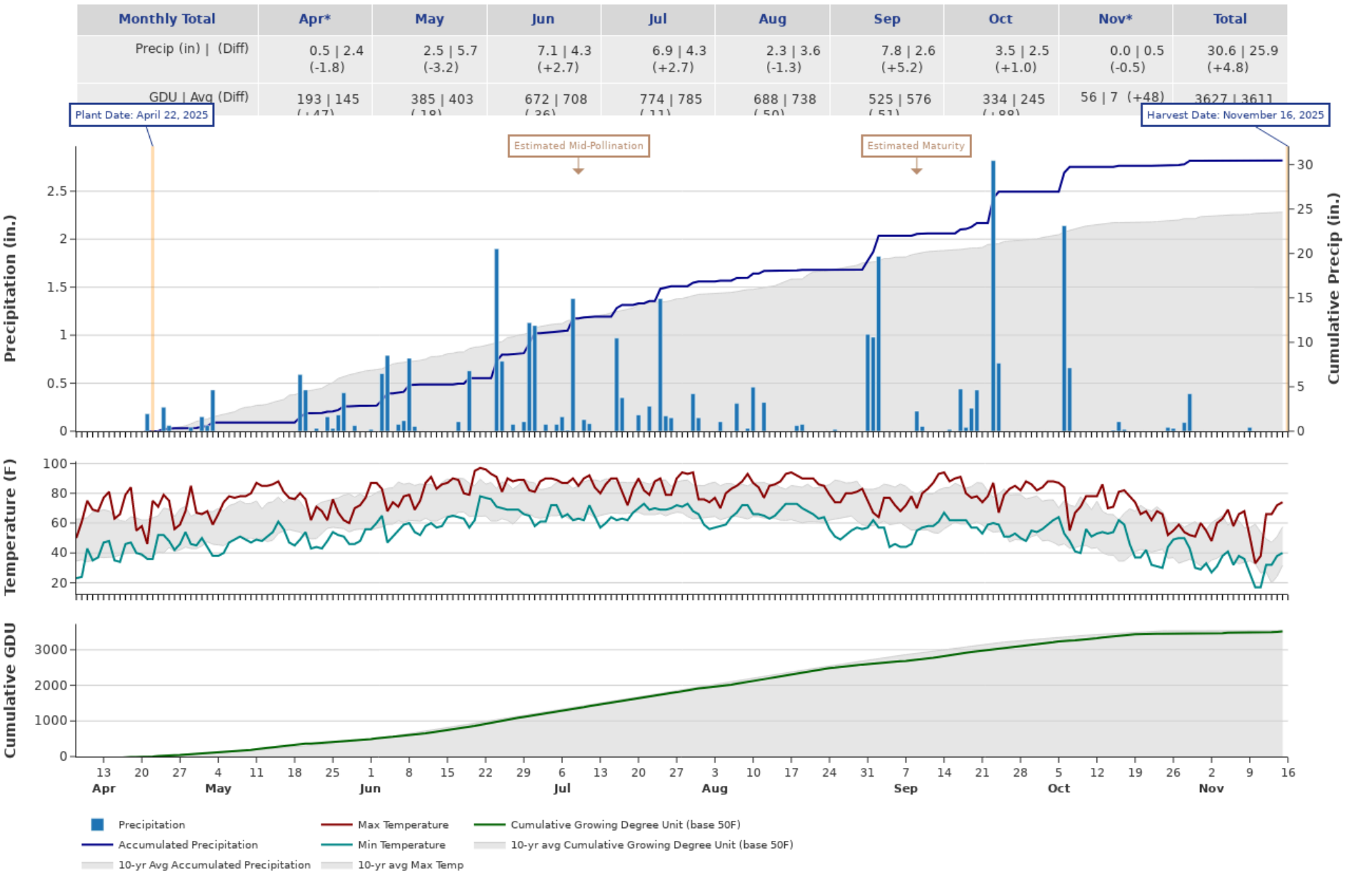
Additional reports available at [www.firstseedtests.com](http://www.firstseedtests.com)

† See last page for abbreviation descriptions. Dark colored row identifies the check product found in early- and full-season tests. **Bold** yields are significantly above test average by LSD(0.10). **Italicized** brands exceed the grain moisture limit for this test. **ns** = column values not significantly different. \*[Earthoptics](http://Earthoptics) used for soil conditions and soil-borne disease & pest risks. ↗ Links to full product yield results at [www.firstseedtests.com](http://www.firstseedtests.com).

©2025, All rights reserved to Farmers' Independent Research of Seed Technologies, LLC.

2025 Corn - Nebraska Southeast [ NESE ]

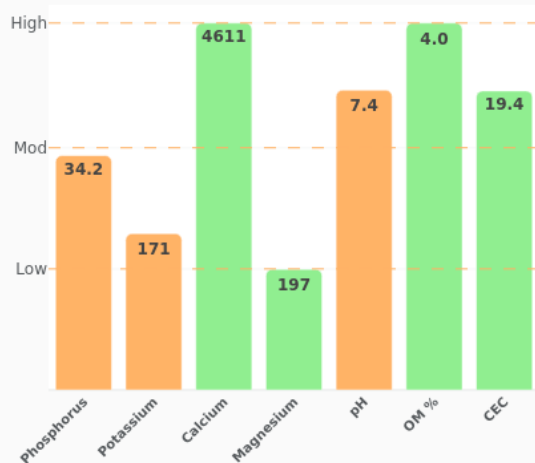
Weather Conditions Summary at TECUMSEH, NE



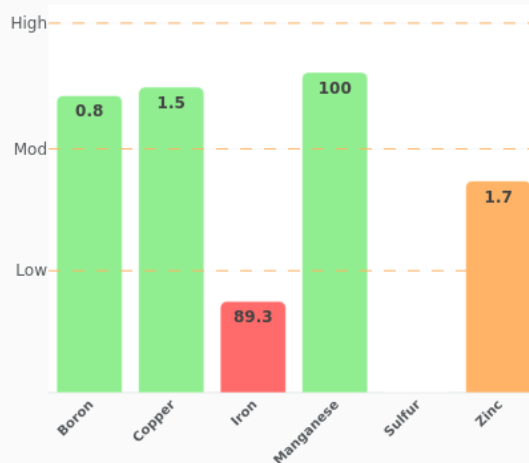
\* First monthly total starts on the date 14 days prior to planting and final monthly total ends on the harvest date.

Note: Weather information from PRISM Climate Group. Data may be revised by the provider after retrieval. FIRST will not revise or update reports to reflect any weather data changes. For information purposes only.

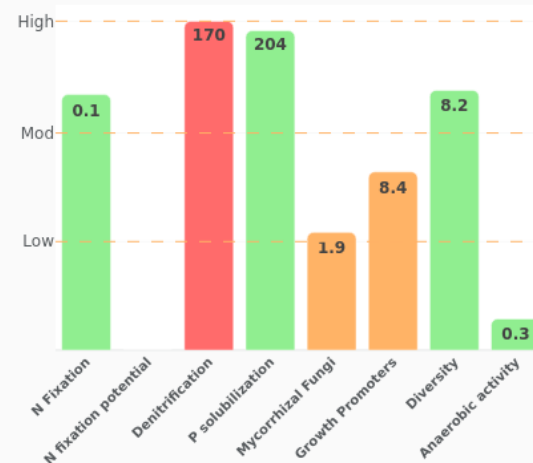
### Macronutrients



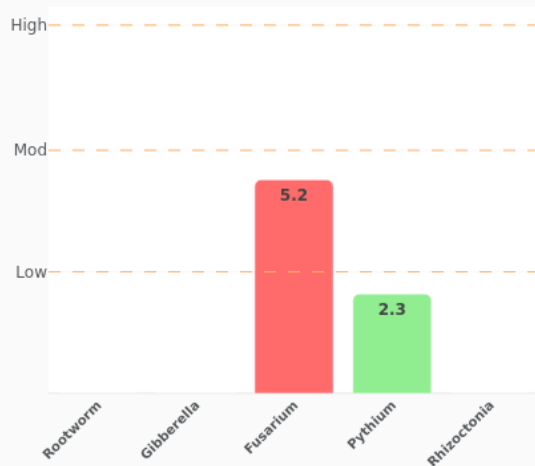
### Micronutrients



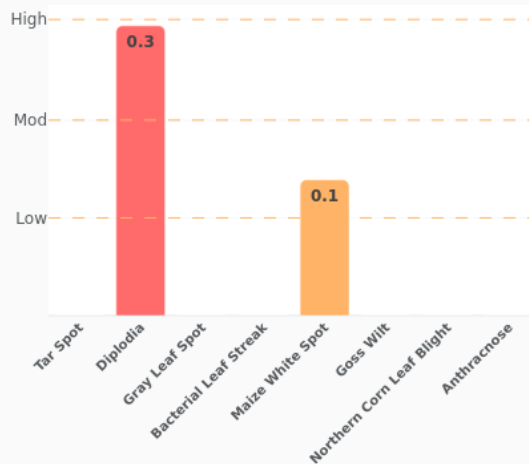
### Biofertility Analytics



### Below Ground Pest & Disease - Corn



### Above Ground Pest & Disease - Corn



### More Information

You can find more information about the EarthOptics and soil analytics reported at the following links:

- [Reported Analytics Descriptions](#)
- [Soil Nutrients & Fertility](#)
- [Analytics & Insights](#)
- [EarthOptics](#)

## 2025 Corn - Nebraska Southeast [ NESE ]

### Early-Season Test Products (25 Total)

Company/Brand	Product/Brand	Technology	RIB	RM	Seed Treat.
Augusta	A2260-AA	AA	Y*	110	CM,C2
Augusta	A4961-V	V	N	111	CM,C2
DeKalb	DKC108-17RIB	TRE	Y	108	AC,P5V,EDC-EL
DeKalb	DKC111-35RIB	VT2P	Y*	111	AC,P5V
DeKalb	DKC112-12RIB	TRE	Y	112	AC,P5V,EDC-EL
Hoegemeyer	8038PCE	PCE	Y	110	Lum, L1
Hoegemeyer	8220PCE	PCE	Y	112	Lum, L1
Integra	5802 VT2PRIB	VT2P	Y	108	AC,P5V,SU
Integra	5935 PCE	PCE	Y	109	AC,P5V,SU
Integra	6076 VT4PRIB	VT4P	Y	110	AC,P5V,SU
Mustang	65C09 PCE RA	PCE	Y	109	CM,C5,Vi,Va
Mustang	75T12 PCE RA	PCE	Y*	112	CM,C5,Vi,Va
Pioneer	P1170AM	AM	Y	111	Lum, L1
Pioneer	P13050AM	AM	Y	113	Lum, L1
ProHarvest	81P45 TRE	TRE	Y	111	AC,P5V,EDC-EL
ProHarvest	82P96 PCE	PCE	Y	112	CM,C2,Vi
Renk	RK7590SSPRO	STXP	N	109	AC,P5V,EDC-EL
Renk	RK800VT4PRO	VT4P	N	110	AC,P5V,EDC-EL
Renk	RK825VT4PRO	VT4P	N	112	AC,P5V,EDC-EL
Renk	RK832SSPRO	STXP	Y*	113	AC,P5V,EDC-EL
Taylor	2210	PCE	N	110	CM,C2,Vi5
Taylor	2212	PCE	Y	112	CM,C2,Vi5
Taylor	EXP A-110-25	PCE	N	110	CM,C2,Vi5
Wyffels	W7048RIB	STX	Y*	111	CM,C2,Vi,Va
Wyffels	W7424	PCE	N	112	CM,C2,Vi,Va

\* FIRST does not inspect products for refuge blend. N\* indicates the product was entered without a refuge component by the sponsoring seed company. Prior year entries may contain refuge blend.

## 2025 Corn - Nebraska Southeast [ NESE ]

### Full-Season Test Products (32 Total)

Company/Brand	Product/Brand	Technology	RIB	RM	Seed Treat.
DeKalb	DKC114-43RIB	VT2P	U	114	AC,P5V,EDC-EL
DeKalb	DKC66-06RIB	TRE	Y	116	AC,P5V,EDC-EL
Hoegemeyer	8350PCUE	PCUE	Y	113	Lum, L1
Hoegemeyer	8426PCE	PCE	Y	114	Lum, L1
Hoegemeyer	8773PCUE	PCUE	Y	117	Lum, L1
Integra	6365 SSPRO	STXP	Y	113	AC,P5V,SU
Integra	6386 PCE	PCE	Y	113	AC,P5V,SU
Integra	6493 VT2PRIB	VT2P	Y*	114	AC,P5V,SU
Integra	6624 TRERIB	TRE	Y	116	AC,P5V,SU
Mustang	662TRE RIB	TRE	Y	113	AC,P5V,Va
Mustang	83A15 TRE RIB	TRE	Y	114	AC,P5V,Va
Mustang	83T14 TRE RIB	TRE	Y	114	AC,P5V,Va
NC+	NC 13-04 VT2PRIB	VT2P	Y	113	AC,P5V,Va
NC+	NC 14-88VT2PRIB	VT2P	Y	114	AC,P5V,Va
Pioneer	P13050AM	AM	Y	113	Lum, L1
Pioneer	P13441PCUE	PCUE	Y	113	Lum, L1
Pioneer	P14364PCUE	PCUE	Y	114	Lum, L1
Pioneer	P14830AML	AML	Y	114	Lum, L1
Pioneer	P17623PCE	PCE	Y	117	Lum, L1
ProHarvest	83P66 VT2PRIB	VT2P	Y*	113	AC,P5V,EDC-EL
ProHarvest	86P55 TRE	TRE	Y	116	AC,P5V,EDC-EL
Renk	RK8585TRE	TRE	N	114	AC,P2
Renk	RK889PCE	PCE	Y	113	Lum
Renk	RK921VT2P	VT2P	N	115	AC,P2
Renk	RK958VT2P	VT2P	Y*	115	AC,P2
Taylor	2215	PCE	N	115	CM,C2,Vi5
Taylor	6013	TRE	Y	113	CM,C2,Vi5
Taylor	6015	TRE	N	115	CM,C2,Vi5
Taylor	9932	VT2P	Y	115	CM,C2,Vi5
Taylor	EXP C-116-25	VT2P	N	116	CM,C2,Vi5
Wyffels	W7876RIB	VT2P	Y	114	CM,C2,Vi,Va
Wyffels	W7945RIB	TRE	Y*	114	CM,C2,Vi,Va

\* FIRST does not inspect products for refuge blend. N\* indicates the product was entered without a refuge component by the sponsoring seed company. Prior year entries may contain refuge blend.

## Footnotes and Abbreviations Descriptions

### Brand Footnotes

- 
- CK Identifies a check product included in early- and full-season tests.
- GC Grower Comparison product included by FIRST when space permits.
- ^ Power Plus® brand seed is distributed by Burrus. Power Plus® is a registered trademark of Corteva Agriscience.

### Corn Technologies

---

AA	Agrisure® Above (CB,HX,LL,GT), formerly Agrisure® 3120
AM	Optimum® AcreMax®
AML	Optimum® AcreMax® Leptra® (Vip,YGCB,HX,LL,RR2)
PCE	PowerCore® Enlist®
PCUE	PowerCore® Ultra Enlist®
STX	SmartStax®
STXP	SmartStax® Pro with RNAi Technology
TRE	Trecepta®
V	Viptera™ (Vip,CB,HX,LL,GT), formerly Agrisure Viptera® 3220
VT2P	VT Double PRO®
VT4P	VT4Pro™ with RNAi Technology

---

NOTE: The refuge component genetics may vary in a refuge blend seed product.

### Corn Seed Treatments\*

---

AC,P2	Acceleron® 250
AC,P5V	Acceleron® Poncho 500/Votivo
AC,P5V,EDC-EL	Acceleron® ELITE Poncho 500/Votivo with Enhanced Disease Control
AC,P5V,SU	Acceleron® Poncho 500/Votivo, StepUp
AC,P5V,Va	Acceleron® Poncho 500/Votivo, Vayantis®
CM,C2	CruiserMaxx® 250
CM,C2,Vi	CruiserMaxx® 250 with Vibrance
CM,C2,Vi5	CruiserMaxx® 250, Vibrance Cinco
CM,C2,Vi,Va	CruiserMaxx® 250 with Vibrance, Vayantis®
CM,C5,Vi,Va	CruiserMaxx® 500 with Vibrance, Vayantis®
Lum	LumiGEN™ (Corteva Agriscience)
Lum, L1	LumiGEN, Lumisure 1250
Treated	Treated seed, unspecified

---

\* Seed treatments may include unspecified plant health promoting components.