

Test by: Apex Custom Research Enterprises (ACRE)
Clearwater, NE

2025 Corn Grain Top 30 Harvest Report

Nebraska Northeast [NENE] WISNER, NE

Alan Feller, Cuming County, NE 68791

All-Season Test	111 - 115 Day CRM B2025NENE06
Top 30 of 36	For Gross Income (Sorted by Yield) Average of (3) Replications
PREV. CROP/HERB:	Soybeans / Valor, Metribuzin 75 Df, Roundup Powermax
SOIL DESCRIPTION:	Moody silty clay loam, well drained, non-irrigated
SOIL CONDITION:	No-Till, 4.99 pH, 3.37% OM, 20.13 CEC, high P, high K, mod. S, mod. B, high Zn
PEST MANAGEMENT:	Harness Xtra, Balance Flexx, 2,4-D Amine
FERTILITY - Applied N:	110 Spring, 46 Planter, 90 Sidedress, 17 lbs S, Bio Zinc
Applied N-P-K (units):	246-155-25
SEEDING - RATE - ROW:	May 3 32.0 /A 30" spacing
HARVESTED - STAND:	Nov 10 30.3 /A
PEST & DISEASE RISK:	Fusarium*

TEST COMMENTS:

This site started out with good emergence. Weed control was excellent. Adequate precipitation and humidity brought some disease pressure. Plants were standing well at this location, and yields were good.

Company/Brand	Product/Brand	Technol.†	RM	Yield Bu/A ↓	Moisture %	Lodging %	Stand (x 1000)	Gross Income \$/Acre	Rank
Wyffels	W6505RIB ↗	TRE	110	254.6	15.4	0	29.9	989	1
Hoegemeyer	8220PCE ↗	PCE	112	253.3	16.0	0	29.9	978	2
Hoegemeyer	8332V ↗	VE	113	250.6	15.2	0	29.6	976	3
Hoegemeyer	7700PCE ↗	PCE	107	243.0	14.2	0	30.9	948	4
Renk	RK8585TRE ↗	TRE	114	240.2	16.1	0	29.9	926	7
Renk	RK889PCE ↗	PCE	113	239.4	14.8	0	30.6	934	5
Hoegemeyer	8351V ↗	VE	113	238.3	15.1	0	30.6	929	6
Integra	6076 VT4PRIB ↗	VT4P	110	235.9	14.9	0	29.6	920	8
Hoegemeyer	8440V ↗	VE	114	235.3	15.0	0	30.2	918	9
Hoegemeyer	8039V ↗	VE	110	233.2	14.4	0	29.6	909	10
Pioneer	P1185AM GC ↗	AM	111	233.1	15.4	0	29.6	906	11
Cornelius	C7342SSP ↗	STXP	113	232.8	16.1	0	29.9	897	13
Cornelius	C7399PCE ↗	PCE	113	231.3	14.8	0	30.2	902	12
Integra	5802 VT2PRIB ↗	VT2P	108	228.6	14.3	0	31.6	892	14
Wyffels	W7424 ↗	PCE	112	228.3	14.9	0	30.2	890	15
Channel	209-70TRERIB GC ↗	TRE	109	228.1	14.3	0	30.6	890	16
DeKalb	DKC106-98RIB GC ↗	VT4P	106	228.1	15.8	0	30.6	882	17
Renk	RK825VT4PRO ↗	VT4P	112	224.8	15.3	0	31.6	874	19
Renk	RK785PCE ↗	PCE	109	224.5	14.4	0	29.9	876	18
Cornelius	C7120TRE ↗	TRE	111	223.7	14.7	0	30.2	872	20
Renk	RK921VT2P ↗	VT2P	115	223.5	16.5	0	30.9	857	23
Integra	5935 PCE ↗	PCE	109	223.1	14.7	0	29.9	870	21
AgriGold	A642-18SS GC ↗	STX	112	221.7	15.9	0	30.6	856	24
Wyffels	W5684 ↗	PCE	108	220.6	14.3	0	29.9	860	22
Channel	212-76TRERIB GC ↗	TRE	112	220.1	15.9	0	30.2	850	25
AgriGold	A641-26V GC ↗	V	111	216.8	14.7	0	30.6	846	26
Renk	RK7590SSPRO ↗	STXP	109	216.3	14.9	0	30.6	844	27
Channel	212-02VT2PRIB GC ↗	VT2P	112	215.5	15.2	0	29.9	839	28
Renk	RK958VT2P ↗	VT2P	115	215.5	15.6	0	30.2	835	29
Channel	215-25SSPRIB GC ↗	STXP	115	210.1	15.0	0	29.9	819	30



Nick Hoffman

nick.hoffman@firstseedtests.com, (308) 730-7503

Averages = **224.7** **15.1** **30.3** **874**

LSD (0.10) = 16.1 0.4 ns

LSD (0.25) = 8.4 0.2 ns

C.V. = 6.8

Historic yield: 215.81 bu/a, 9 yr(s)

Yield & Income Factors: Base Moisture = 15.0% Shrink = 1.3 Drying = \$0.042 Prices: GMO = \$3.90

Report Date: 11/10/2025

Additional reports available at www.firstseedtests.com

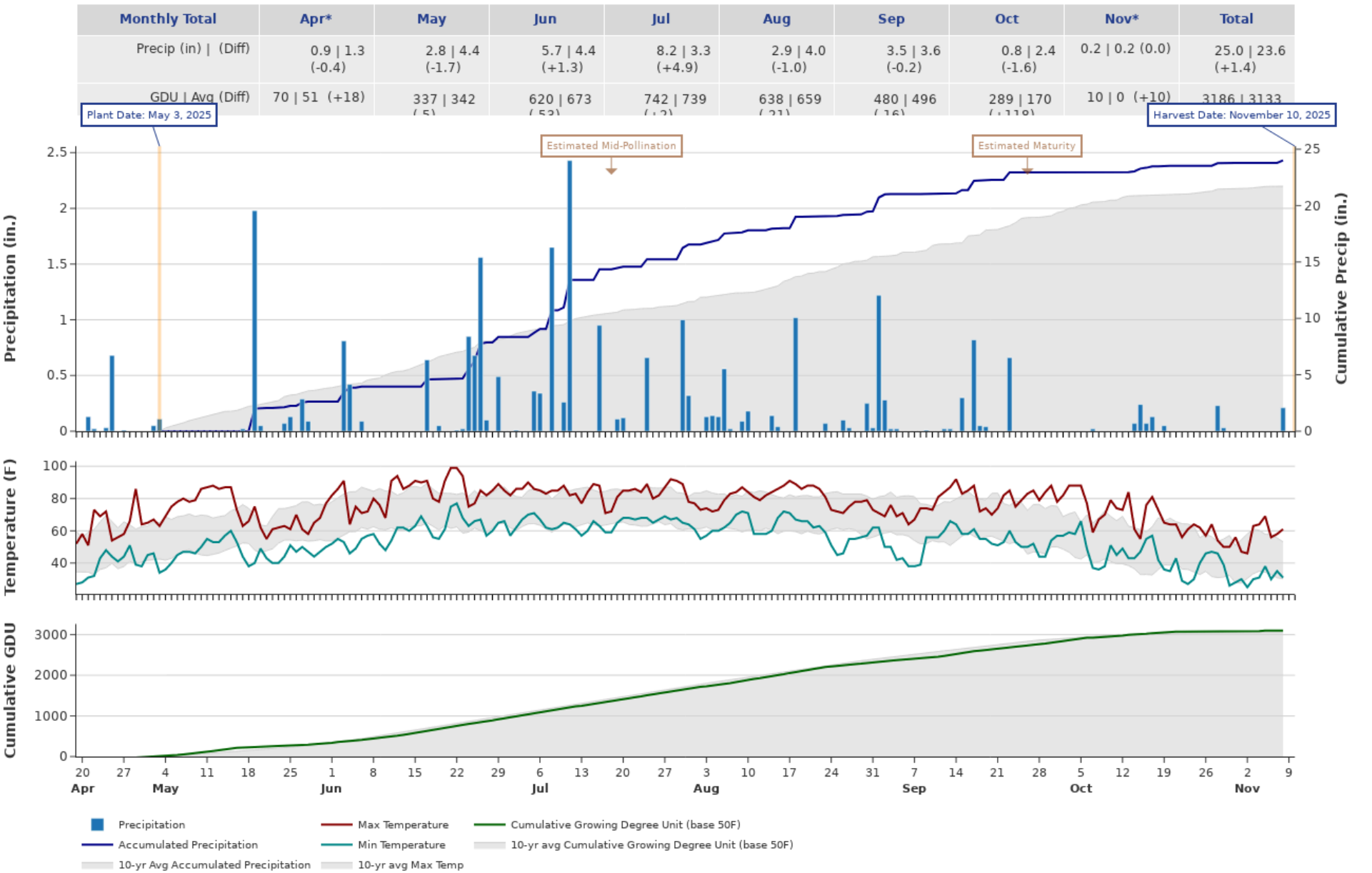
† See last page for abbreviation descriptions. Dark colored row identifies the check product found in early- and full-season tests. **Bold** yields are significantly above test average by LSD(0.10). **Italicized** brands exceed the grain moisture limit for this test. **ns** = column values not significantly different. *[Earthoptics](#) used for soil conditions and soil-borne disease & pest risks. ↗ Links to full product yield results at www.firstseedtests.com.

©2025, All rights reserved to Farmers' Independent Research of Seed Technologies, LLC.

2025 Corn - Nebraska Northeast [NENE]

Weather Conditions Summary at WISNER, NE

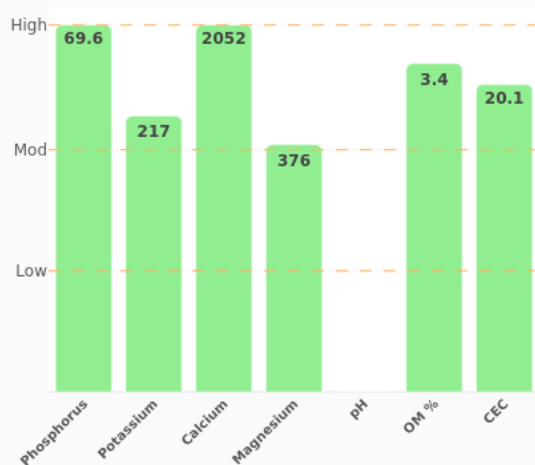
Weather Data Retrieved: 11/10/2025



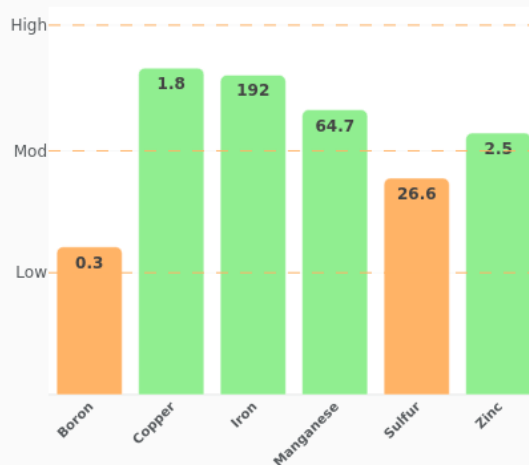
* First monthly total starts on the date 14 days prior to planting and final monthly total ends on the harvest date.

Note: Weather information from PRISM Climate Group. Data may be revised by the provider after retrieval. FIRST will not revise or update reports to reflect any weather data changes. For information purposes only.

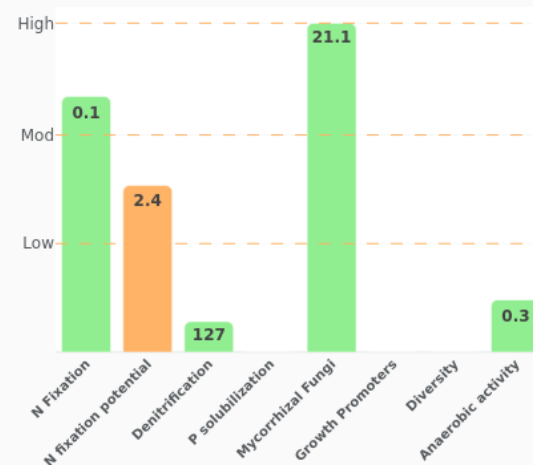
Macronutrients



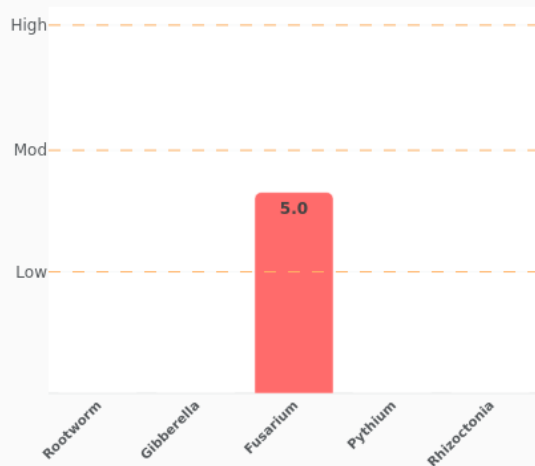
Micronutrients



Biofertility Analytics



Below Ground Pest & Disease - Corn



Above Ground Pest & Disease - Corn



More Information

You can find more information about the EarthOptics and soil analytics reported at the following links:

- [Reported Analytics Descriptions](#)
- [Soil Nutrients & Fertility](#)
- [Analytics & Insights](#)
- [EarthOptics](#)

2025 Corn - Nebraska Northeast [NENE]

All-Season Test Products (36 Total)

Company/Brand	Product/Brand	Technology	RIB	RM	Seed Treat.
AgriGold	A636-16-5222EZ	DV	Y	106	AGM
AgriGold	A641-26V	V	N	111	AGM
AgriGold	A642-18SS	STX	Y	112	AC,P1V
AgriGold	A642-32VT2RIB	VT2P	Y*	112	AC,P2V
AgriGold	A644-64VT2P	VT2P	N	114	AC,P5V
Channel	209-70TRERIB	TRE	Y	109	AC,P5V,EDC-EL
Channel	212-02VT2PRIB	VT2P	Y	112	AC,P5V,EDC-EL
Channel	212-40VT4PRIB	VT4P	Y	112	AC,P5V,EDC-EL
Channel	212-76TRERIB	TRE	Y	112	AC,P5V,EDC-EL
Channel	215-25SSPRIB	STXP	Y	115	AC,P5V,EDC-EL
Cornelius	C7120TRE	TRE	N	111	AC,P5V,EDC-EL
Cornelius	C7342SSP	STXP	N	113	P5V,Lu
Cornelius	C7399PCE	PCE	N	113	CM,C2,Vi,Va
DeKalb	DKC106-98RIB	VT4P	Y	106	AC,P1V,EDC-EL
Hoegemeyer	7700PCE	PCE	Y	107	Lum, L1
Hoegemeyer	8039V	VE	Y	110	Lum, L1
Hoegemeyer	8220PCE	PCE	Y	112	Lum, L1
Hoegemeyer	8332V	VE	Y	113	Lum, L1
Hoegemeyer	8351V	VE	Y	113	Lum, L1
Hoegemeyer	8440V	VE	Y	114	Lum, L1
Integra	5802 VT2PRIB	VT2P	Y	108	AC,P5V,SU
Integra	5935 PCE	PCE	Y	109	AC,P5V,SU
Integra	6076 VT4PRIB	VT4P	Y	110	AC,P5V,SU
Pioneer	P1185AM	AM	Y	111	Lum, L1
Renk	RK7590SSPRO	STXP	N	109	AC,P5V,EDC-EL
Renk	RK785PCE	PCE	N	109	Lum
Renk	RK800VT4PRO	VT4P	N	110	AC,P5V,EDC-EL
Renk	RK825VT4PRO	VT4P	N	112	AC,P5V,EDC-EL
Renk	RK8585TRE	TRE	N	114	AC,P2
Renk	RK889PCE	PCE	Y	113	Lum
Renk	RK921VT2P	VT2P	N	115	AC,P2
Renk	RK958VT2P	VT2P	Y*	115	AC,P2
Wyffels	W5684	PCE	N	108	CM,C2,Vi,Va
Wyffels	W6505RIB	TRE	Y*	110	CM,C2,Vi,Va
Wyffels	W7424	PCE	N	112	CM,C2,Vi,Va
Wyffels	W7485RIB	TRE	Y*	112	CM,C2,Vi,Va

* FIRST does not inspect products for refuge blend. N* indicates the product was entered without a refuge component by the sponsoring seed company. Prior year entries may contain refuge blend.

Footnotes and Abbreviations Descriptions

Brand Footnotes

-
- CK Identifies a check product included in early- and full-season tests.
GC Grower Comparison product included by FIRST when space permits.
^ Power Plus® brand seed is distributed by Burrus. Power Plus® is a registered trademark of Corteva Agriscience.

Corn Technologies

-
- AM Optimum® AcreMax®
DV DuracadeViptera™ (Vip,CB,HX,RW,RW2,LL,GT), formerly Agrisure Duracade® 5222
PCE PowerCore® Enlist®
STX SmartStax®
STXP SmartStax® Pro with RNAi Technology
TRE Trecepta®
V Viptera™ (Vip,CB,HX,LL,GT), formerly Agrisure Viptera® 3220
VE Vorceed™ Enlist®
VT2P VT Double PRO®
VT4P VT4Pro™ with RNAi Technology

NOTE: The refuge component genetics may vary in a refuge blend seed product.

Corn Seed Treatments*

-
- | | |
|---------------|---|
| AC,P1V | Acceleron® Poncho 1250/Votivo |
| AC,P1V,EDC-EL | Acceleron® ELITE Poncho 1250/Votivo with Enhanced Disease Control |
| AC,P2 | Acceleron® 250 |
| AC,P2V | Acceleron® Poncho 250/Votivo |
| AC,P5V | Acceleron® Poncho 500/Votivo |
| AC,P5V,EDC-EL | Acceleron® ELITE Poncho 500/Votivo with Enhanced Disease Control |
| AC,P5V,SU | Acceleron® Poncho 500/Votivo, StepUp |
| AGM | AgriShield Max |
| CM,C2,Vi,Va | CruiserMaxx® 250 with Vibrance, Vayantis® |
| Lum | LumiGEN™ (Corteva Agriscience) |
| Lum, L1 | LumiGEN, Lumisure 1250 |
| P5V,Lu | Poncho 500/Votivo, Lumiante™ |

* Seed treatments may include unspecified plant health promoting components.