

Test by: F.I.R.S.T. MSR, Inc. Columbia, MO

2025 Corn Grain Top 30 Harvest Report

Missouri Central [MOCE] NEW FRANKLIN, MO

Randy & Danny Kircher, Howard County, MO 65274

Early-Season Test	107 - 112 Day CRM B2025MOCE03a
Top 30 of 36	For Gross Income (Sorted by Yield) Average of (3) Replications
PREV. CROP/HERB:	Soybeans / Zidua, Liberty, Roundup
SOIL DESCRIPTION:	Blencoe silty clay loam, mod. well drained, non-irrigated
SOIL CONDITION:	Conventional W/ Fall Till, 5.59 pH, 2.93% OM, 10.72 CEC, high P, high K, low S, mod. B, high Zn
PEST MANAGEMENT:	Degree Xtra, Atrazine, Glyphosate
FERTILITY - Applied N:	200 Spring
Applied N-P-K (units):	200-70-50
SEDED - RATE - ROW:	Apr 16 32.7 /A 30" spacing
HARVESTED - STAND:	Oct 2 32.8 /A
PEST & DISEASE RISK:	Fusarium, Pythium, Maize White Spot*

TEST COMMENTS:

It was a wet April this year, bringing twice as much rainfall as is typically seen. Yet, the trials were planted in an ideal stale seedbed. Perfect stands followed, along with plenty of rainfall during the summer months. This was a clean test and looked great all season. A mistake during flagging left room for planting only 3 of 4 planned replicates at this location.

Company/Brand	Product/Brand	Technol.†	RM	Yield Bu/A ↓	Moisture %	Lodging %	Stand (x 1000)	Gross Income \$/Acre	Rank
Great Heart	HT-7210TRERIB ↗	TRE	112	291.8	15.3	5	33.1	1115	2
ProHarvest	82P96 PCE ↗	PCE	112	284.4	15.1	2	32.5	1088	3
AgVenture	AV7710PCE ↗	PCE	110	283.3	14.7	1	33.1	1085	4
NuTech	69C7PCE ↗	PCE	109	278.9	14.9	2	33.1	1068	5
ProHarvest	80P75 PCE ↗	PCE	110	278.3	14.7	1	32.8	1066	6
Burrus	5C11 PCE ↗	PCE	110	277.0	14.7	2	32.8	1061	7
Burrus	POWER PLUS 4V73AM ↗	AM	109	273.8	14.6	2	33.1	1049	8
FS InVision	FS 5947T RIB ↗	TRE	109	272.9	15.3	2	32.5	1043	10
Taylor	4412 ↗	VT4P	112	272.9	14.9	1	31.1	1045	9
AgVenture	AV4112PCE ↗	PCE	112	272.7	15.3	1	32.8	1042	12
Taylor	8013 VT2PDG ↗	VT2PDG	112	272.5	15.2	1	32.8	1042	13
NuTech	72C1PCE ↗	PCE	112	272.4	14.9	1	33.5	1043	11
Green Valley	8063PCE ↗	PCE	110	271.7	14.6	1	32.5	1041	14
Pioneer	P1170AM GC ↗	AM	111	270.7	15.1	1	32.8	1036	15
AgVenture	AV9511PCE ↗	PCE	111	270.6	14.7	2	32.8	1036	16
NuTech	70F6PCE ↗	PCE	110	270.1	14.8	4	32.8	1034	17
FS InVision	FS 5949PC RA ↗	PCE	109	268.7	14.5	1	32.8	1029	18
AgVenture	AV1009PCE ↗	PCE	109	267.9	14.4	4	32.1	1026	19
Pioneer	P0859AM GC ↗	AM	108	267.7	14.8	2	32.8	1025	20
FS InVision	FS 6042F RIB ↗	VT4P	110	267.6	14.5	6	33.5	1025	21
NuTech	71B6PCE ↗	PCE	111	266.5	14.9	1	32.8	1021	22
Taylor	2212 ↗	PCE	112	264.6	14.9	1	32.1	1013	23
FS InVision	FS 6245V RIB ↗	VT2P	112	260.3	15.1	1	32.5	996	24
Channel	209-70TRERIB ↗	TRE	109	257.3	14.7	4	32.5	985	25
AgVenture	AV6010AM ↗	AM	110	252.8	14.5	6	32.8	968	26
FS InVision	FS 6157T RIB ↗	TRE	111	252.6	15.2	2	32.8	966	27
NuTech	69G1PCE ↗	PCE	109	251.6	14.5	4	33.1	964	28
Merschman	2413C-30 GC ↗	PCE	113	250.4	15.0	2	32.4	959	29
Golden Harvest	G10U97-V GC ↗	V	110	248.7	14.7	1	32.8	953	30
Golden Harvest	G12U11-AA GC ↗	AA	112	228.4	15.0	4	33.5	875	31
PIONEER	P14830AML CK	AML	114	294.0	14.9	1	32.8	1126	1

William Schelp

William Schelp

william.schelp@firstseedtests.com, (573) 819-7968

Averages = **268.2** **14.9** **2** **32.8** **1027**

LSD (0.10) = 11.9 0.4 ns

LSD (0.25) = 6.2 0.2 ns

C.V. = 4.2

Historic yield: 214.82 bu/a, 5 yr(s)

Yield & Income Factors: Base Moisture = 15.0% Shrink = 1.3 Drying = \$0.03 Prices: GMO = \$3.83

Report Date: 10/07/2025

Additional reports available at www.firstseedtests.com

† See last page for abbreviation descriptions. Dark colored row identifies the check product found in early- and full-season tests. **Bold** yields are significantly above test average by LSD(0.10). **Italicized** brands exceed the grain moisture limit for this test. **ns** = column values not significantly different. *Earthoptics used for soil conditions and soil-borne disease & pest risks. ↗ Links to full product yield results at www.firstseedtests.com.

©2025, All rights reserved to Farmers' Independent Research of Seed Technologies, LLC.

Test by: F.I.R.S.T. MSR, Inc. Columbia, MO

2025 Corn Grain Top 30 Harvest Report

Missouri Central [MOCE] NEW FRANKLIN, MO

Randy & Danny Kircher, Howard County, MO 65274

Full-Season Test	113 - 118 Day CRM B2025MOCE03b
Top 30 of 40	For Gross Income (Sorted by Yield) Average of (3) Replications
PREV. CROP/HERB:	Soybeans / Zidua, Liberty, Roundup
SOIL DESCRIPTION:	Blencoe silty clay loam, mod. well drained, non-irrigated
SOIL CONDITION:	Conventional W/ Fall Till, 5.59 pH, 2.93% OM, 10.72 CEC, high P, high K, low S, mod. B, high Zn
PEST MANAGEMENT:	Degree Xtra, Atrazine, Glyphosate
FERTILITY - Applied N:	200 Spring
Applied N-P-K (units):	200-70-50
SEEDED - RATE - ROW:	Apr 16 32.7 /A 30" spacing
HARVESTED - STAND:	Oct 2 32.7 /A
PEST & DISEASE RISK:	Fusarium, Pythium, Maize White Spot*

TEST COMMENTS:

It was a wet April this year, bringing twice as much rainfall as is typically seen. Yet, the trials were planted in an ideal stale seedbed. Perfect stands followed, along with plenty of rainfall during the summer months. This was a clean test and looked great all season. A mistake during flagging left room for planting only 3 of 4 planned replicates at this location.

Company/Brand	Product/Brand	Technol.†	RM	Yield Bu/A ↓	Moisture %	Lodging %	Stand (x 1000)	Gross Income \$/Acre	Rank
Great Heart	HT-7720TRE ↗	TRE	117	316.6	16.7	2	31.4	1197	2
Taylor	6025 ↗	TRE	117	315.3	15.8	1	32.8	1200	1
Taylor	6013 ↗	TRE	113	302.5	15.1	2	32.8	1157	3
Channel	218-66VT2PRIB ↗	VT2P	118	296.0	16.3	2	33.5	1122	5
FS InVision	FS 6757T RIB ↗	TRE	117	294.1	15.8	1	32.8	1119	6
Burrus	8K34 VT2P ↗	VT2P	116	292.4	16.6	1	33.1	1106	11
FS InVision	FS 6447T RIB ↗	TRE	114	291.8	15.0	2	32.8	1118	7
NuTech	73J1V ↗	VE	113	291.6	15.0	1	32.8	1117	8
Channel	214-78DGV2PRIB ↗	VT2PDG	114	290.1	15.1	1	32.8	1110	9
NuTech	74A5PCE ↗	PCE	114	289.8	15.0	1	32.4	1110	10
ProHarvest	84P78 TRERIB ↗	TRE	114	289.4	16.3	1	32.5	1097	16
FS InVision	FS 6349PC RA ↗	PCE	113	289.0	15.1	1	32.5	1106	12
Pioneer	P13777PCE GC ↗	PCE	113	289.0	15.1	1	32.4	1106	13
Green Valley	8353PCE ↗	PCE	113	288.4	14.8	3	33.1	1105	14
AgVenture	AV2116PCE ↗	PCE	116	287.8	15.3	2	33.1	1099	15
Channel	215-70TRERIB ↗	TRE	115	286.3	15.2	1	32.5	1095	17
Great Heart	HT-7512PCE ↗	PCE	115	285.9	15.8	2	32.5	1088	19
FS InVision	FS 6545V RIB ↗	VT2P	115	285.4	15.5	1	33.1	1089	18
NuTech	75A8PCE ↗	PCE	115	283.8	14.8	1	32.8	1087	20
AgVenture	AV4713PCE ↗	PCE	113	283.3	15.1	1	32.8	1084	21
DeKalb	DKC64-22RIB GC ↗	VT2P	114	283.2	15.2	2	32.8	1083	22
NuTech	77B1PCE ↗	PCE	117	282.8	15.7	2	32.1	1077	23
Taylor	2215 ↗	PCE	115	281.4	15.4	1	33.5	1074	24
Burrus	7B14 PCE ↗	PCE	114	278.0	14.9	1	32.8	1065	25
AgVenture	AV3514AML ↗	AML	114	277.7	15.7	1	31.8	1057	27
Green Valley	8352 ↗	VT2P	113	276.9	14.9	1	32.8	1061	26
AgVenture	AV6115PCE ↗	PCE	115	274.6	15.1	2	33.1	1051	28
Taylor	EXP C-116-25 ↗	VT2P	116	274.2	16.2	1	32.5	1041	30
AgriGold	A645-16VT2RIB GC ↗	VT2P	115	273.7	15.6	1	32.8	1044	29
Taylor	6015 ↗	TRE	115	272.3	15.6	1	32.1	1038	31
PIONEER	P14830AML CK	AML	114	299.5	15.1	1	31.8	1146	4

William Schelp

William Schelp

william.schelp@firstseedtests.com, (573) 819-7968

Averages = **283.5** **15.4** **1** **32.7** **1082**

LSD (0.10) = 10.3 0.4 ns

LSD (0.25) = 5.4 0.2 ns

C.V. = 3.4

Historic yield: 214.82 bu/a, 5 yr(s)

Yield & Income Factors: Base Moisture = 15.0% Shrink = 1.3 Drying = \$0.03 Prices: GMO = \$3.83

Report Date: 10/07/2025

Additional reports available at www.firstseedtests.com

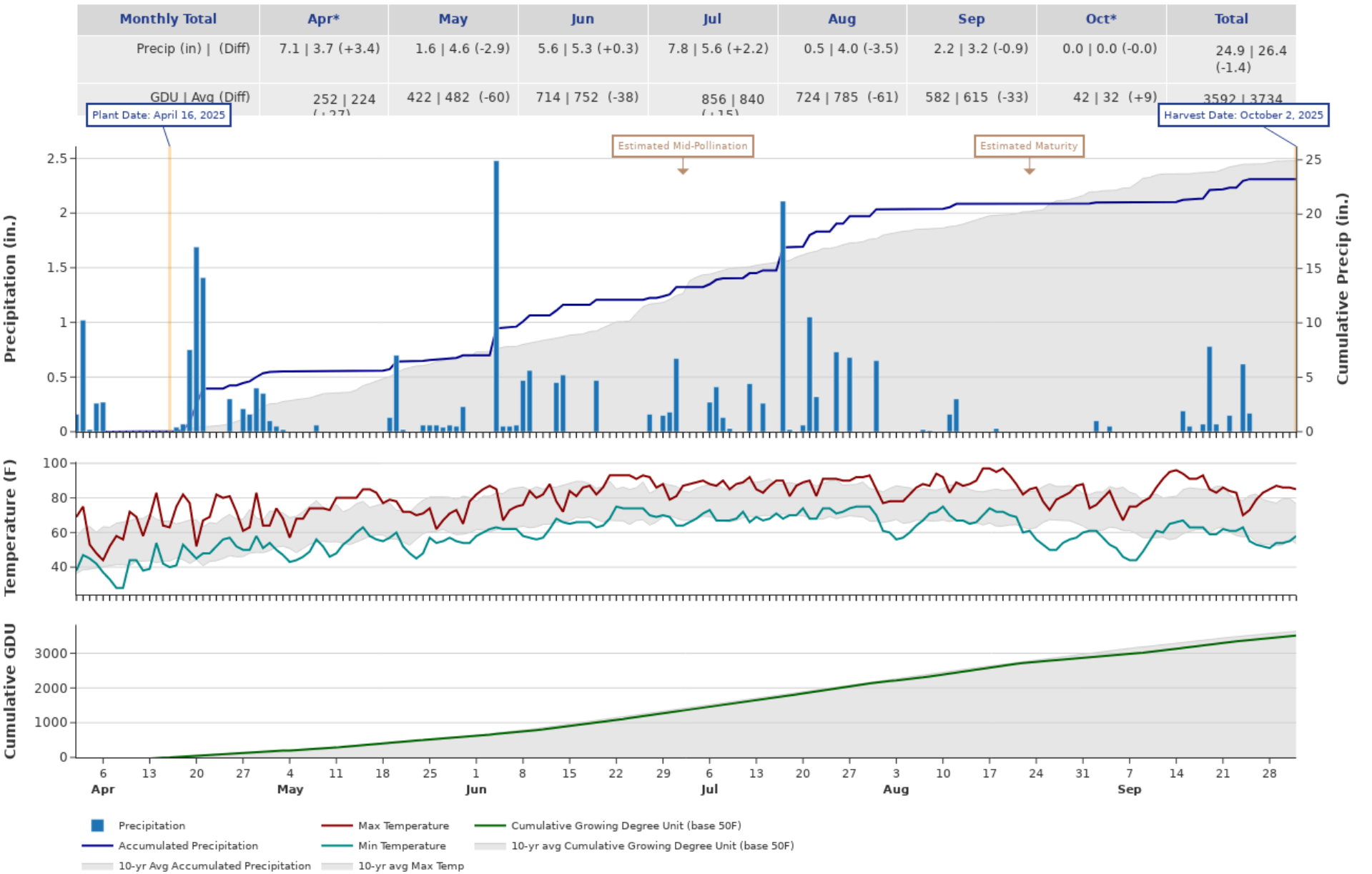
† See last page for abbreviation descriptions. Dark colored row identifies the check product found in early- and full-season tests. **Bold** yields are significantly above test average by LSD(0.10). **Italicized** brands exceed the grain moisture limit for this test. **ns** = column values not significantly different. *Earthoptics used for soil conditions and soil-borne disease & pest risks. ↗ Links to full product yield results at www.firstseedtests.com.

©2025, All rights reserved to Farmers' Independent Research of Seed Technologies, LLC.

2025 Corn - Missouri Central [MOCE]

Weather Conditions Summary at NEW FRANKLIN, MO

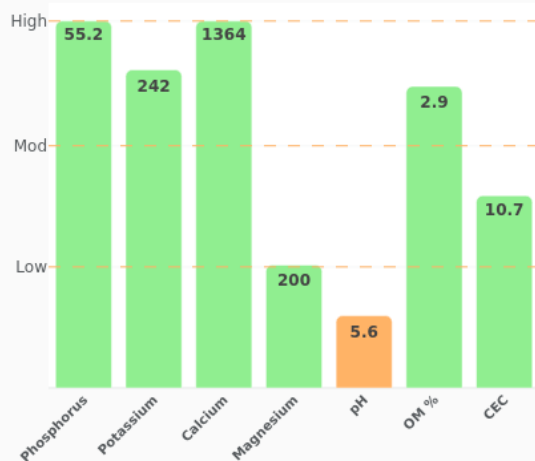
Weather Data Retrieved: 10/07/2025



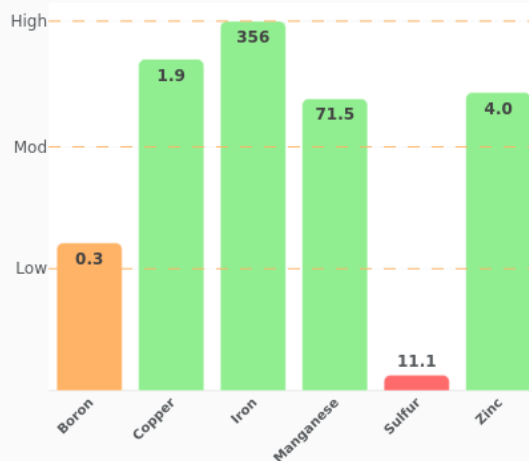
* First monthly total starts on the date 14 days prior to planting and final monthly total ends on the harvest date.

Note: Weather information from PRISM Climate Group. Data may be revised by the provider after retrieval. FIRST will not revise or update reports to reflect any weather data changes. For information purposes only.

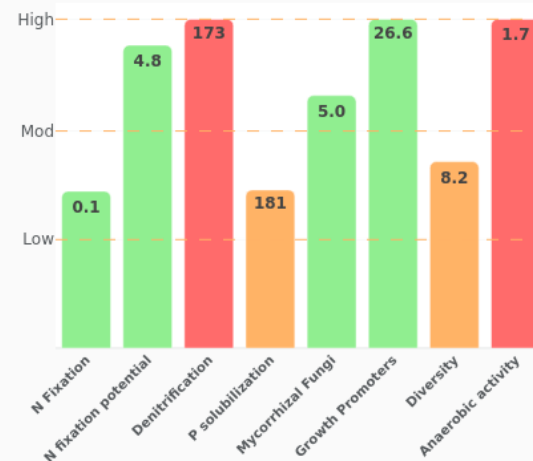
Macronutrients



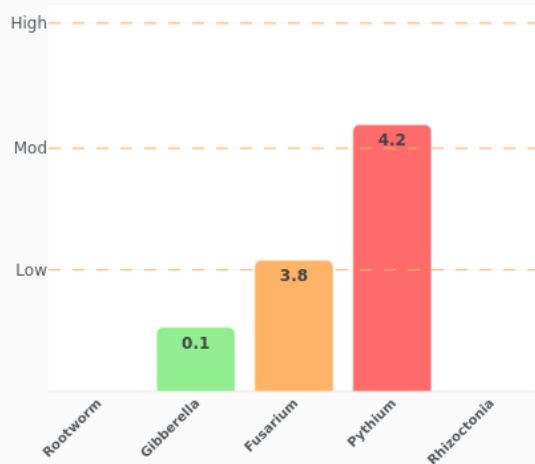
Micronutrients



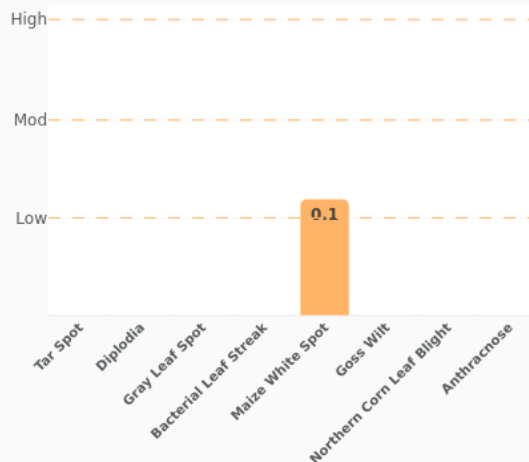
Biofertility Analytics



Below Ground Pest & Disease - Corn



Above Ground Pest & Disease - Corn



More Information

You can find more information about the EarthOptics and soil analytics reported at the following links:

- [Reported Analytics Descriptions](#)
- [Soil Nutrients & Fertility](#)
- [Analytics & Insights](#)
- [EarthOptics](#)

2025 Corn - Missouri Central [MOCE]

Early-Season Test Products (36 Total)

Company/Brand	Product/Brand	Technology	RIB	RM	Seed Treat.
AgVenture	AV1009PCE	PCE	Y	109	Lum, L1
AgVenture	AV4112PCE	PCE	Y	112	Lum, L1
AgVenture	AV6010AM	AM	Y	110	Lum, L1
AgVenture	AV7710PCE	PCE	Y	110	Lum, L1
AgVenture	AV9511PCE	PCE	Y	111	Lum, L1
Burrus	5C11 PCE	PCE	Y	110	BPS
Burrus	POWER PLUS 4V73AM	AM	Y	109	BPS
Channel	209-70TRERIB	TRE	Y	109	AC,P5V,EDC-EL
FS InVision	FS 5947T RIB	TRE	Y	109	AC,P5V,Va
FS InVision	FS 5949PC RA	PCE	Y	109	AC,P5V,Va
FS InVision	FS 6042F RIB	VT4P	Y	110	AC,P5V,Va
FS InVision	FS 6157T RIB	TRE	Y	111	AC,P2
FS InVision	FS 6245V RIB	VT2P	Y	112	AC,P5V,Va
Golden Harvest	G10U97-V	V	Y	110	Treated
Golden Harvest	G12U11-AA	AA	Y	112	Treated
Great Heart	HT-7210TRERIB	TRE	N	112	F,I,B
Green Valley	8063PCE	PCE	Y	110	Lum,P5V
Merschman	2413C-30	PCE	Y	113	SL
NuTech	69C7PCE	PCE	Y	109	Lum, L1
NuTech	69G1PCE	PCE	Y	109	Lum, L1
NuTech	70F6PCE	PCE	Y	110	Lum, L1
NuTech	71B6PCE	PCE	Y	111	Lum, L1
NuTech	72C1PCE	PCE	Y	112	Lum, L1
Pioneer	P0859AM	AM	Y	108	Lum, L1
Pioneer	P1170AM	AM	Y	111	Lum, L1
Pioneer	P14830AML	AML	Y	114	Lum, L1
ProHarvest	80P75 PCE	PCE	Y	110	CM,C2,Vi
ProHarvest	82P96 PCE	PCE	Y	112	CM,C2,Vi
Taylor	2212	PCE	Y	112	CM,C2,Vi5
Taylor	4412	VT4P	N	112	CM,C2,Vi5
Taylor	8013 VT2PDG	VT2PDG	N*	112	CM,C2,Vi5

* FIRST does not inspect products for refuge blend. N* indicates the product was entered without a refuge component by the sponsoring seed company. Prior year entries may contain refuge blend.

2025 Corn - Missouri Central [MOCE]

Full-Season Test Products (40 Total)

Company/Brand	Product/Brand	Technology	RIB	RM	Seed Treat.
AgriGold	A643-52VT2RIB	VT2P	Y	113	NA
AgriGold	A645-16VT2RIB	VT2P	Y	115	NA
AgVenture	AV2116PCE	PCE	Y	116	Lum, L1
AgVenture	AV3514AML	AML	Y	114	Lum, L1
AgVenture	AV4713PCE	PCE	Y	113	Lum, L1
AgVenture	AV6115PCE	PCE	Y	115	Lum, L1
AgVenture	AV6117PCUE	PCUE	Y	117	Lum, L1
Burrus	7B14 PCE	PCE	Y	114	BPS
Burrus	8K34 VT2P	VT2P	Y	116	AC,P5V,EDC-B
Channel	214-78DGV2PRIB	VT2PDG	Y	114	AC,P5V,EDC-B
Channel	215-70TRERIB	TRE	Y	115	AC,P5V,EDC-EL
Channel	218-66VT2PRIB	VT2P	Y	118	AC,P5V,EDC-EL
DeKalb	DKC117-78RIB	VT2P	Y*	117	AC,P5V
DeKalb	DKC64-22RIB	VT2P	Y	114	AC,P5V
FS InVision	FS 6349PC RA	PCE	Y	113	AC,P5V,Va
FS InVision	FS 6447T RIB	TRE	Y	114	AC,P5V,Va
FS InVision	FS 6545V RIB	VT2P	Y	115	AC,P5V,Va
FS InVision	FS 6627T RIB	TRE	Y	116	AC,P5V,SU
FS InVision	FS 6757T RIB	TRE	Y	117	AC,P5V,EDC-EL
Great Heart	HT-7512PCE	PCE	N	115	F,I,B
Great Heart	HT-7720TRE	TRE	N	117	F,I,B
Green Valley	8352	VT2P	Y	113	Lum,P5V
Green Valley	8353PCE	PCE	Y	113	Lum,P5V
Green Valley	8422	VT2P	Y	114	Lum,P5V
NuTech	73B2V	VE	Y	113	Lum, L1
NuTech	73J1V	VE	Y	113	Lum, L1
NuTech	74A5PCE	PCE	Y	114	Lum, L1
NuTech	75A8PCE	PCE	Y	115	Lum, L1
NuTech	77B1PCE	PCE	Y	117	Lum, L1
Pioneer	P13050AM	AM	Y	113	Lum, L1
Pioneer	P13777PCE	PCE	Y	113	Lum, L1
Pioneer	P14830AML	AML	Y	114	Lum, L1
ProHarvest	84P78 TRERIB	TRE	Y	114	AC,P5V,EDC-EL
Taylor	2215	PCE	N	115	CM,C2,Vi5
Taylor	6013	TRE	Y	113	CM,C2,Vi5
Taylor	6015	TRE	N	115	CM,C2,Vi5

Company/Brand	Brand/Product	Technology	RIB	RM	Seed Treat.
Taylor	6025	TRE	Y	117	CM,C2,Vi5
Taylor	EXP C-116-25	VT2P	N	116	CM,C2,Vi5

* FIRST does not inspect products for refuge blend. N* indicates the product was entered without a refuge component by the sponsoring seed company. Prior year entries may contain refuge blend.

Footnotes and Abbreviations Descriptions

Brand Footnotes

-
- CK Identifies a check product included in early- and full-season tests.
- GC Grower Comparison product included by FIRST when space permits.
- ^ Power Plus® brand seed is distributed by Burrus. Power Plus® is a registered trademark of Corteva Agriscience.

Corn Technologies

AA	Agrisure® Above (CB,HX,LL,GT), formerly Agrisure® 3120
AM	Optimum® AcreMax®
AML	Optimum® AcreMax® Leptra® (Vip,YGCB,HX,LL,RR2)
PCE	PowerCore® Enlist®
PCUE	PowerCore® Ultra Enlist®
TRE	Trecepta®
V	Viptera™ (Vip,CB,HX,LL,GT), formerly Agrisure Viptera® 3220
VE	Vorceed™ Enlist®
VT2P	VT Double PRO®
VT2PDG	DroughtGard® with VT Double PRO®
VT4P	VT4Pro™ with RNAi Technology

NOTE: The refuge component genetics may vary in a refuge blend seed product.

Corn Seed Treatments*

AC,P2	Acceleron® 250
AC,P5V	Acceleron® Poncho 500/Votivo
AC,P5V,EDC-B	Acceleron® BASIC Poncho 500/Votivo with Enhanced Disease Control
AC,P5V,EDC-EL	Acceleron® ELITE Poncho 500/Votivo with Enhanced Disease Control
AC,P5V,SU	Acceleron® Poncho 500/Votivo, StepUp
AC,P5V,Va	Acceleron® Poncho 500/Votivo, Vayantis®
BPS	Burrus PowerShield
CM,C2,Vi	CruiserMaxx® 250 with Vibrance
CM,C2,Vi5	CruiserMaxx® 250, Vibrance Cinco
F,I,B	Fungicide, Insecticide, Biological
Lum, L1	LumiGEN, Lumisure 1250
Lum,P5V	LumiGEN™ Poncho 500/Votivo
SL	Starting Line - F,I,B,Ne,Nu (Merschman Seeds)
Treated	Treated seed, unspecified

* Seed treatments may include unspecified plant health promoting components.