

Test by: Agri Seed Research, LLC Louisburg, KS

2025 Corn Grain Top 30 Harvest Report


Kansas Northeast [KSNE] BALDWIN CITY, KS
Luke Ulrich, Douglas County, KS 66006

All-Season Test	107 - 118 Day CRM B2025KSNE04
Top 30 of 35	For Gross Income (Sorted by Yield) Average of (3) Replications
PREV. CROP/HERB:	Soybeans / Authority, Metribuzin
SOIL DESCRIPTION:	Woodson silt loam, mod. poorly drained, non-irrigated
SOIL CONDITION:	No-Till, 7.07 pH, 4.84% OM, 14.24 CEC, low P, high K, low S, high B, low Zn
PEST MANAGEMENT:	Glyphosate, Mesotrione, Acetochlor, Atrazine
FERTILITY - Applied N:	160 Fall
Applied N-P-K (units):	160-50-50
SEEDED - RATE - ROW:	May 2 30.3 /A 30" spacing
HARVESTED - STAND:	Oct 12 28.9 /A
PEST & DISEASE RISK:	Fusarium, Diplodia Ear Rot*

TEST COMMENTS:

This site was planted into a clean seedbed and had a great stand at V3. June and July brought near-normal rainfall which helped produce great pollination. August was dry and hot; the corn showed signs of drought stress, which caused tip-back and brought down yield potential. Some southern rust came in late in the season. Plants were standing well at harvest with very good weed control.

Company/Brand	Product/Brand	Technol.†	RM	Yield Bu/A ↓	Moisture %	Lodging %	Stand (x 1000)	Gross Income \$/Acre	Rank
Taylor	2215 ↗	PCE	115	173.4	14.8	0	28.6	659	1
Pioneer	P13841PCUE GC ↗	PCUE	113	172.5	14.7	0	28.9	656	2
DeKalb	DKC68-35RIB GC ↗	VT2P	118	171.4	14.8	0	28.6	651	3
Renk	RK800VT4PRO ↗	VT4P	110	171.2	14.4	0	28.9	651	4
Pioneer	P1170AM GC ↗	AM	111	171.2	15.0	0	28.6	651	5
Taylor	6015 ↗	TRE	115	169.1	14.6	0	28.6	643	6
Pioneer	P13777PCE GC ↗	PCE	113	165.7	14.8	0	29.2	630	7
Taylor	9951 ↗	VT2P	115	164.7	14.8	0	27.9	626	8
Integra	6493 VT2PRIB ↗	VT2P	114	164.6	14.6	0	28.9	625	9
Mustang	75T12 PCE RA ↗	PCE	112	162.5	14.9	0	28.9	618	10
Renk	RK921VT2P ↗	VT2P	115	162.1	14.9	0	28.2	616	11
DeKalb	DKC108-17RIB GC ↗	TRE	108	161.0	14.6	0	29.2	612	12
Renk	RK8585TRE ↗	TRE	114	159.9	14.9	0	28.6	608	13
NC+	NC 13-04 VT2PRIB GC ↗	VT2P	113	159.6	14.5	0	29.2	606	14
Mustang	83A15 TRE RIB ↗	TRE	114	157.0	14.9	0	28.6	597	15
DeKalb	DKC66-06RIB GC ↗	TRE	116	156.7	14.8	0	28.9	595	16
Mustang	83T14 TRE RIB ↗	TRE	114	156.7	14.9	0	27.9	595	17
Augusta	A2063-DV ↗	DV	113	156.5	14.7	0	27.9	595	18
Pioneer	P17623PCE GC ↗	PCE	117	156.5	14.8	0	28.6	595	19
DeKalb	DKC112-12RIB GC ↗	TRE	112	156.5	14.8	0	29.2	595	20
Taylor	2212 ↗	PCE	112	155.9	14.9	0	29.6	592	21
Pioneer	P14364PCUE GC ↗	PCUE	114	155.8	14.6	0	30.2	592	22
Mustang	662TRE RIB ↗	TRE	113	155.7	14.7	0	28.6	592	23
Renk	RK832SSPRO ↗	STXP	113	152.0	14.6	0	28.9	578	24
NC+	NC 14-88VT2PRIB GC ↗	VT2P	114	151.3	14.8	0	28.9	575	25
Taylor	6013 ↗	TRE	113	151.1	14.5	0	29.2	574	26
Taylor	9932 ↗	VT2P	115	151.0	14.7	0	28.9	574	27
DeKalb	DKC114-43RIB GC ↗	VT2P	114	149.2	14.8	0	28.9	567	28
Mustang	65C09 PCE RA ↗	PCE	109	148.3	14.4	0	28.9	564	29
Renk	RK889PCE ↗	PCE	113	142.1	14.8	0	29.6	540	30



Adam Stuteville

adam.stuteville@firstseedtests.com, (913) 206-6080

Averages = **155.5** **14.7** **28.9** **591**

LSD (0.10) = 11.8 ns ns

LSD (0.25) = 6.2 ns ns

C.V. = 7.2

Historic yield: 139.95 bu/a, 8 yr(s)

Yield & Income Factors: Base Moisture = 15.0% Shrink = 1.3 Drying = \$0.06 Prices: GMO = \$3.80

Report Date: 10/14/2025

Additional reports available at www.firstseedtests.com

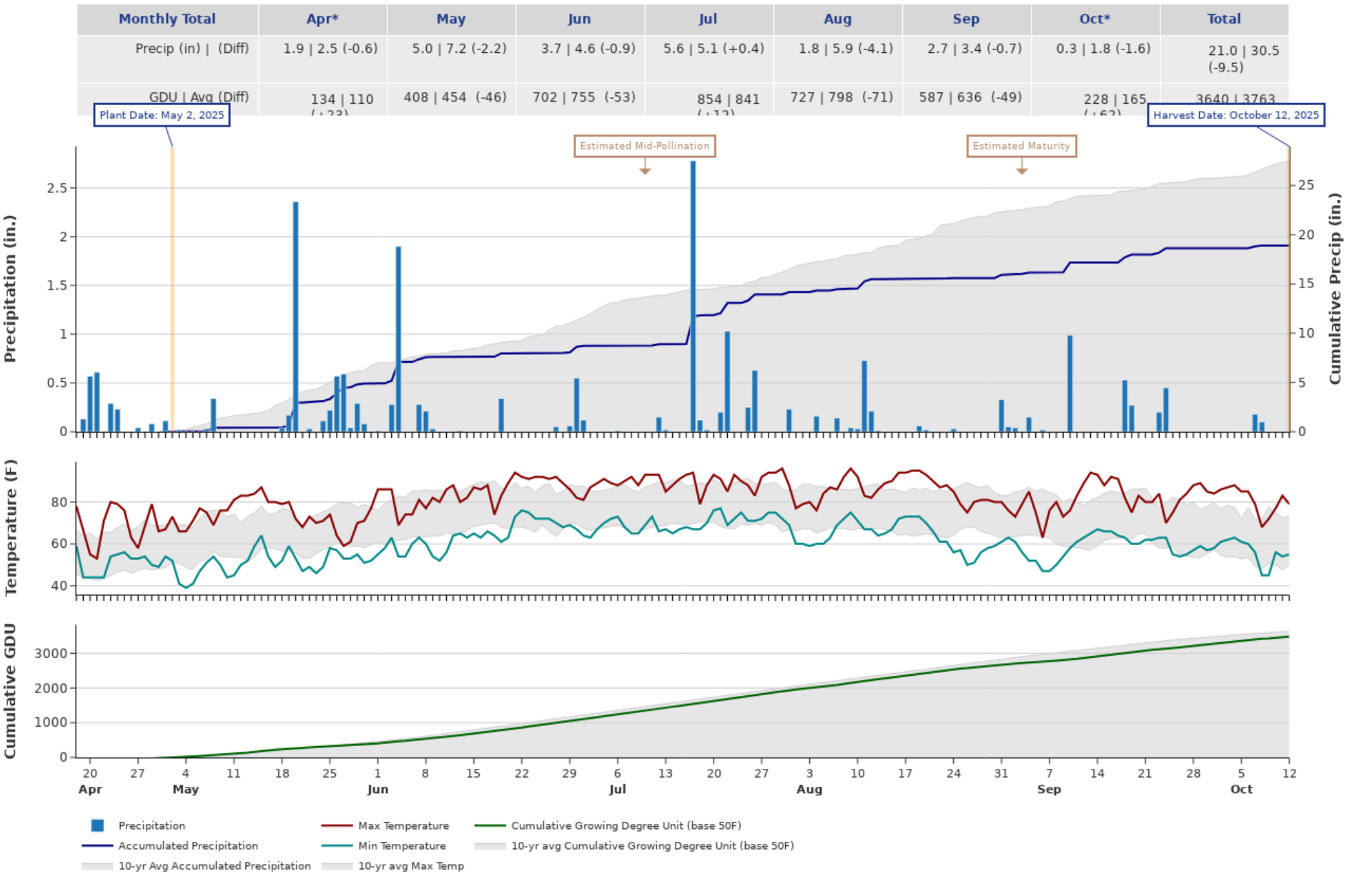
† See last page for abbreviation descriptions. Dark colored row identifies the check product found in early- and full-season tests. **Bold** yields are significantly above test average by LSD(0.10). **Italicized** brands exceed the grain moisture limit for this test. **ns** = column values not significantly different. *Earthoptics used for soil conditions and soil-borne disease & pest risks. ↗ Links to full product yield results at www.firstseedtests.com.

©2025, All rights reserved to Farmers' Independent Research of Seed Technologies, LLC.

2025 Corn - Kansas Northeast [KSNE]

Weather Conditions Summary at BALDWIN CITY, KS

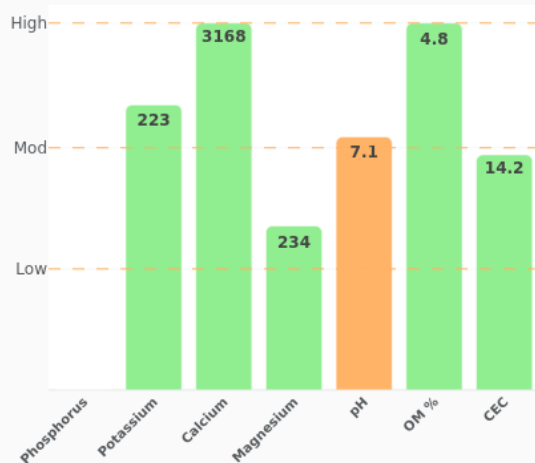
Weather Data Retrieved: 10/14/2025



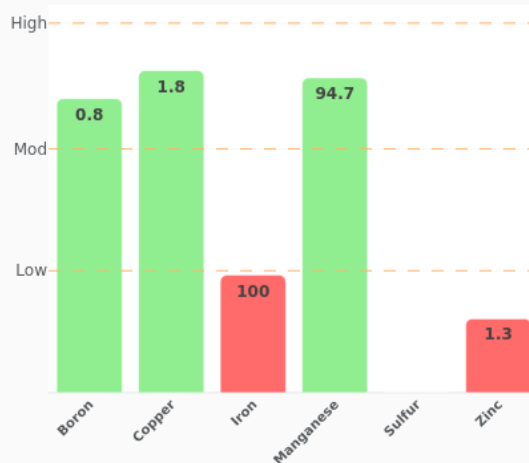
* First monthly total starts on the date 14 days prior to planting and final monthly total ends on the harvest date.

Note: Weather information from PRISM Climate Group. Data may be revised by the provider after retrieval. FIRST will not revise or update reports to reflect any weather data changes. For information purposes only.

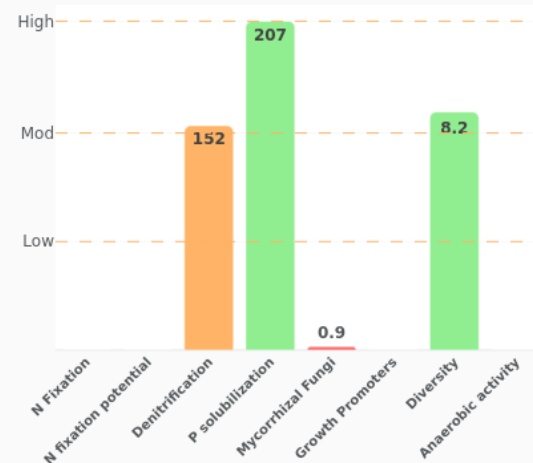
Macronutrients



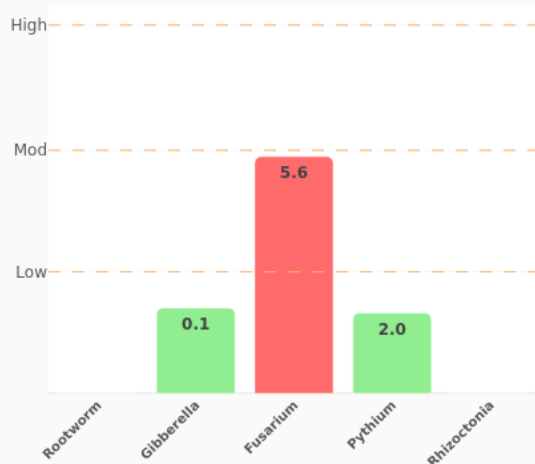
Micronutrients



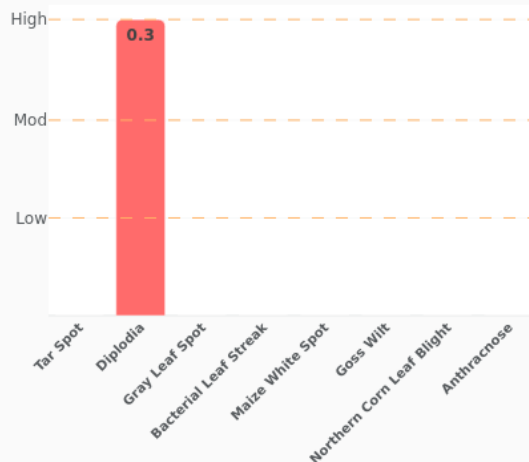
Biofertility Analytics



Below Ground Pest & Disease - Corn



Above Ground Pest & Disease - Corn



More Information

You can find more information about the EarthOptics and soil analytics reported at the following links:

- [Reported Analytics Descriptions](#)
- [Soil Nutrients & Fertility](#)
- [Analytics & Insights](#)
- [EarthOptics](#)

2025 Corn - Kansas Northeast [KSNE]

All-Season Test Products (35 Total)

Company/Brand	Product/Brand	Technology	RIB	RM	Seed Treat.
Augusta	A2063-DV	DV	N	113	CM,C2
DeKalb	DKC108-17RIB	TRE	Y	108	AC,P5V,EDC-EL
DeKalb	DKC112-12RIB	TRE	Y	112	AC,P5V,EDC-EL
DeKalb	DKC114-43RIB	VT2P	U	114	AC,P5V,EDC-EL
DeKalb	DKC66-06RIB	TRE	Y	116	AC,P5V,EDC-EL
DeKalb	DKC68-35RIB	VT2P	Y	118	AC,P5V,EDC-EL
Integra	6493 VT2PRIB	VT2P	Y*	114	AC,P5V,SU
Integra	6624 TRERIB	TRE	Y	116	AC,P5V,SU
Mustang	65C09 PCE RA	PCE	Y	109	CM,C5,Vi,Va
Mustang	662TRE RIB	TRE	Y	113	AC,P5V,Va
Mustang	75T12 PCE RA	PCE	Y*	112	CM,C5,Vi,Va
Mustang	83A15 TRE RIB	TRE	Y	114	AC,P5V,Va
Mustang	83T14 TRE RIB	TRE	Y	114	AC,P5V,Va
NC+	NC 13-04 VT2PRIB	VT2P	Y	113	AC,P5V,Va
NC+	NC 14-88VT2PRIB	VT2P	Y	114	AC,P5V,Va
Pioneer	P1170AM	AM	Y	111	Lum, L1
Pioneer	P13777PCE	PCE	Y	113	Lum, L1
Pioneer	P13841PCUE	PCUE	Y	113	Lum, L1
Pioneer	P14364PCUE	PCUE	Y	114	Lum, L1
Pioneer	P17623PCE	PCE	Y	117	Lum, L1
Renk	RK800VT4PRO	VT4P	N	110	AC,P5V,EDC-EL
Renk	RK825VT4PRO	VT4P	N	112	AC,P5V,EDC-EL
Renk	RK832SSPRO	STXP	Y*	113	AC,P5V,EDC-EL
Renk	RK8585TRE	TRE	N	114	AC,P2
Renk	RK889PCE	PCE	Y	113	Lum
Renk	RK921VT2P	VT2P	N	115	AC,P2
Renk	RK958VT2P	VT2P	Y*	115	AC,P2
Taylor	2212	PCE	Y	112	CM,C2,Vi5
Taylor	2215	PCE	N	115	CM,C2,Vi5
Taylor	6012	TRE	N	111	CM,C2,Vi5
Taylor	6013	TRE	Y	113	CM,C2,Vi5
Taylor	6015	TRE	N	115	CM,C2,Vi5
Taylor	8824 VT2P	VT2P	N*	113	CM,C2,Vi5
Taylor	9932	VT2P	Y	115	CM,C2,Vi5
Taylor	9951	VT2P	Y	115	CM,C2,Vi5

* FIRST does not inspect products for refuge blend. N* indicates the product was entered without a refuge component by the sponsoring seed company. Prior year entries may contain refuge blend.

Footnotes and Abbreviations Descriptions

Brand Footnotes

-
- CK Identifies a check product included in early- and full-season tests.
- GC Grower Comparison product included by FIRST when space permits.
- ^ Power Plus® brand seed is distributed by Burrus. Power Plus® is a registered trademark of Corteva Agriscience.

Corn Technologies

-
- AM Optimum® AcreMax®
- DV DuracadeViptera™ (Vip,CB,HX,RW,RW2,LL,GT), formerly Agrisure Duracade® 5222
- PCE PowerCore® Enlist®
- PCUE PowerCore® Ultra Enlist®
- STXP SmartStax® Pro with RNAi Technology
- TRE Trecepta®
- VT2P VT Double PRO®
- VT4P VT4Pro™ with RNAi Technology

NOTE: The refuge component genetics may vary in a refuge blend seed product.

Corn Seed Treatments*

-
- | | |
|---------------|--|
| AC,P2 | Acceleron® 250 |
| AC,P5V,EDC-EL | Acceleron® ELITE Poncho 500/Votivo with Enhanced Disease Control |
| AC,P5V,SU | Acceleron® Poncho 500/Votivo, StepUp |
| AC,P5V,Va | Acceleron® Poncho 500/Votivo, Vayantis® |
| CM,C2 | CruiserMaxx® 250 |
| CM,C2,Vi5 | CruiserMaxx® 250, Vibrance Cinco |
| CM,C5,Vi,Va | CruiserMaxx® 500 with Vibrance, Vayantis® |
| Lum | LumiGEN™ (Corteva Agriscience) |
| Lum, L1 | LumiGEN, Lumisure 1250 |

* Seed treatments may include unspecified plant health promoting components.