

Test by: Bottomline Seed Solutions, LLC Effingham, IL

2025 Corn Grain Top 30 Harvest Report

Indiana South [INSO] BLOOMFIELD, IN

Kerry Graves, Richland County, IN

Early-Season Test 108 - 112 Day CRM
B2025INSO01a

Top 30 of 48 For Gross Income
(Sorted by Yield)
Average of (4) Replications

PREV. CROP/HERB: Soybeans / Roundup, Enlist,
Zidua

SOIL DESCRIPTION: Haymond silt loam, well drained,
non-irrigated

SOIL CONDITION: Conventional W/ Fall Till, high P,
medium K, 6.57 pH, 3.24% OM,
7.43 CEC
low S, mod. B, high Zn

PEST MANAGEMENT: Roundup, Callisto, Anthem
Maxx, Aproach Prima, Spectre

FERTILITY - Applied N: 225 Spring

Applied N-P-K (units): 225-62-60

SEEDED - RATE - ROW: Apr 28 36.0 /A 30" spacing

HARVESTED - STAND: Sep 25 35.7 /A

PEST & DISEASE RISK: Rootworm, Gray Leaf Spot,
Goss Wilt, Fusarium,
Anthracnose, Pythium*

TEST COMMENTS:

This conventional tillage location was planted in late April. Great emergence and above-average rainfall got this location off to a fast start. Season-long rain established high yields, but also created a great environment for foliar diseases. Although a fungicide application was made, several hybrids showed signs of tar spot and southern rust. All the hybrids still had their leaves intact and stay-green was excellent. The ear development was above average and displayed small cob diameter with unusually large kernels. The weed control was excellent, the moisture was very consistent, and the yields were high at this site.

Company/Brand	Product/Brand	Technol.†	RM	Yield Bu/A ↓	Moisture %	Lodging %	Stand (x 1000)	Gross Income \$/Acre	Rank
AgriGold	A642-18SS GC ↗	STX	112	303.9	20.1	1	38.1	1040	1
DeKalb	DKC112-12RIB GC ↗	TRE	112	298.7	20.6	1	35.1	1015	2
Gateway	5912TRE ↗	TRE	112	292.5	21.1	1	35.8	987	3
Channel	209-70TRERIB GC ↗	TRE	109	288.4	21.0	1	35.8	975	4
FS InVision	FS 6157T RIB ↗	TRE	111	286.0	21.0	1	38.8	966	5
Wyckoff	2685 TRE RIB ↗	TRE	112	283.3	20.5	1	39.6	965	7
Purple Ribbon	25A12 GC ↗	TRE	112	283.1	20.4	1	35.8	966	6
Purple Ribbon	25P12 ↗	PCE	112	278.9	20.4	1	32.1	951	9
Wyckoff	2688 PCE ↗	PCE	112	278.0	20.0	1	36.6	953	8
Pioneer	P1222AM GC ↗	AM	112	277.1	20.2	1	36.6	947	10
Superior	S-8471 ↗	PCE	112	275.6	20.8	1	34.3	935	14
DeKalb	DKC110-10RIB GC ↗	STX	110	274.9	20.5	1	36.6	937	11
Wyckoff	2711 VT2P RIB ↗	VT2P	112	273.2	20.9	1	35.8	925	15
NuTech	71A7V ↗	VE	111	272.1	19.7	1	35.1	937	12
Pioneer	P1027AM GC ↗	AM	110	269.0	20.6	1	38.8	915	19
Channel	210-46VT2PRIB GC ↗	VT2P	110	269.0	20.4	1	34.3	917	18
Seed Genetics Direct	AGI-C 6108 PWE GC ↗	PCE	108	267.7	20.1	1	36.6	918	17
DeKalb	DKC110-41RIB GC ↗	TRE	110	267.4	20.8	1	34.3	907	24
Augusta	A2360-PCE ↗	PCE	110	266.9	19.8	1	32.9	919	16
NuTech	72C1PCE ↗	PCE	112	266.8	20.6	1	35.8	908	23
Wyckoff	2676 TRE RIB ↗	TRE	112	266.6	20.3	1	34.3	911	21
Integra	6274 VT2PRIB ↗	VT2P	112	266.5	21.0	1	35.8	901	26
Purple Ribbon	25P11 GC ↗	PCE	111	266.3	20.1	1	35.8	912	20
Wyckoff	2632 SS RIB ↗	STX	108	265.0	20.5	1	38.1	902	25
Augusta	A2260-AA ↗	AA	110	263.5	20.6	1	32.1	897	27
NuTech	71B6PCE ↗	PCE	111	263.5	19.5	1	36.8	910	22
FS InVision	FS 6245V RIB ↗	VT2P	112	260.3	21.1	1	36.6	878	29
NuTech	69C7PCE ↗	PCE	109	260.1	20.4	1	35.1	888	28
Seed Genetics Direct	AGI-C 6112PWE ↗	PCE	112	257.4	20.8	1	38.8	873	30
FS InVision	FS 6133VDG RIB ↗	VT2PDG	111	256.3	20.5	1	33.6	873	31
DEKALB	DKC111-35RIB CK	VT2P	111	276.1	20.8	1	35.8	936	13
				Averages = 261.9	20.4	1	35.7	892	
				LSD (0.10) = 25.0	0.5	ns			
				LSD (0.25) = 13.1	0.3	ns			
				C.V. = 10.5					
				Historic yield: 231.28 bu/a, 3 yr(s)					

Klint Tucker

klint@whatssmokin.net, (309) 712-1406

Yield & Income Factors:

Base Moisture = 15.0%

Shrink = 1.3

Drying = \$0.05

Prices: GMO = \$3.68

Report Date: 09/25/2025

Additional reports available at www.firstseedtests.com

† See last page for abbreviation descriptions. Dark colored row identifies the check product found in early- and full-season tests. **Bold** yields are significantly above test average by LSD(0.10). **Italicized** brands exceed the grain moisture limit for this test. **ns** = column values not significantly different. *Earthoptics used for soil conditions and soil-borne disease & pest risks. ↗ Links to full product yield results at www.firstseedtests.com.

©2025, All rights reserved to Farmers' Independent Research of Seed Technologies, LLC.

Test by: Bottomline Seed Solutions, LLC Effingham, IL

2025 Corn Grain Top 30 Harvest Report

Indiana South [INSO] BLOOMFIELD, IN
Kerry Graves, Richland County, IN

Full-Season Test	113 - 120 Day CRM B2025INSO01b
Top 30 of 48	For Gross Income (Sorted by Yield) Average of (4) Replications
PREV. CROP/HERB:	Soybeans / Roundup, Enlist, Zidua
SOIL DESCRIPTION:	Haymond silt loam, well drained, non-irrigated
SOIL CONDITION:	Conventional W/ Fall Till, high P, medium K, 6.57 pH, 3.24% OM, 7.43 CEC low S, mod. B, high Zn
PEST MANAGEMENT:	Roundup, Callisto, Anthem Maxx, Aproach Prima, Spectre
FERTILITY - Applied N:	225 Spring
Applied N-P-K (units):	225-62-60
SEEDED - RATE - ROW:	Apr 28 36.0 /A 30" spacing
HARVESTED - STAND:	Sep 25 35.4 /A
PEST & DISEASE RISK:	Rootworm, Gray Leaf Spot, Goss Wilt, Fusarium, Anthracnose, Pythium*

TEST COMMENTS:

This conventional tillage location was planted in late April. Great emergence and above-average rainfall got this location off to a fast start. Season-long rain established high yields, but also created a great environment for foliar diseases. Although a fungicide application was made, several hybrids showed signs of tar spot and southern rust. All the hybrids still had their leaves intact and stay-green was excellent. The ear development was above average and displayed small cob diameter with unusually large kernels. The weed control was excellent, the moisture was very consistent, and the yields were high at this site.

Company/Brand	Product/Brand	Technol.†	RM	Yield Bu/A ↓	Moisture %	Lodging %	Stand (x 1000)	Gross Income \$/Acre	Rank
DeKalb	DKC66-06RIB GC ↗	TRE	116	312.8	22.6	1	33.8	1032	1
Channel	218-66VT2PRIB GC ↗	VT2P	118	312.6	23.7	1	32.8	1015	2
Channel	215-70TRERIB GC ↗	TRE	115	302.2	22.1	1	36.8	1004	3
Integra	6624 TRERIB ↗	TRE	116	293.4	21.6	1	35.8	983	4
DeKalb	DKC68-35RIB GC ↗	VT2P	118	288.2	22.5	1	33.6	952	6
NuTech	77B1PCE ↗	PCE	117	286.3	22.9	1	37.8	941	10
Augusta	A4863-PWE GC ↗	PCE	113	285.9	21.3	1	32.9	962	5
Purple Ribbon	25A16 GC ↗	VT2P	116	284.1	21.8	1	34.8	948	8
FS InVision	FS 6447T RIB ↗	TRE	114	283.9	21.6	1	38.1	951	7
Integra	6493 VT2PRIB ↗	VT2P	114	282.8	22.4	1	33.6	936	13
Wyckoff	2710 VT2P RIB ↗	VT2P	114	282.6	22.2	1	34.3	938	11
Gateway	3919TRE ↗	TRE	119	282.1	23.6	1	39.6	917	18
DeKalb	DKC64-22RIB GC ↗	VT2P	114	281.1	22.1	1	36.6	935	14
FS InVision	FS 6627T RIB ↗	TRE	116	279.5	21.6	1	38.8	937	12
Augusta	A3064-PWE GC ↗	PCE	114	279.0	21.0	1	37.8	943	9
AgriGold	A646-30VT2RIB GC ↗	VT2P	116	277.0	22.4	1	32.9	917	19
Seed Genetics Direct	DIRECT 2113-3110 GC ↗	3110	113	276.3	21.8	1	35.1	922	17
NuTech	75A8PCE ↗	PCE	115	275.6	23.0	1	33.8	904	23
Augusta	A2365VT2 GC ↗	VT2P	115	275.2	21.5	1	37.3	924	16
NuTech	73B2V ↗	VE	113	274.3	20.6	1	37.8	933	15
FS InVision	FS 6947T RIB ↗	TRE	119	273.9	23.0	1	36.8	898	27
Channel	217-70TRERIB GC ↗	TRE	117	273.8	22.7	1	39.6	903	24
Integra	6386 PCE ↗	PCE	113	273.6	21.9	1	36.8	912	21
FS InVision	FS 6545V RIB ↗	VT2P	115	272.7	21.7	1	37.3	913	20
Wyckoff	2695 SSP ↗	STXP	113	272.5	22.1	1	35.1	906	22
DeKalb	DKC66-18RIB GC ↗	VT2P	116	272.3	22.4	1	33.6	901	25
Purple Ribbon	26A14 ↗	TRE	114	270.0	22.3	1	34.8	895	29
Superior	S-8545 ↗	PCE	115	269.9	22.4	1	35.8	893	31
NuTech	73J1V ↗	VE	113	267.8	21.3	1	36.6	901	26
Superior	S-8521 ↗	PCE	114	267.1	21.6	1	34.3	895	30
DEKALB	DKC111-35RIB CK	VT2P	111	261.1	19.9	1	31.4	897	28
				Averages = 269.4	22.0	1	35.4	898	
				LSD (0.10) =	22.5	0.6	ns		
				LSD (0.25) =	11.8	0.3	ns		
				C.V. =	9.2				
				Historic yield: 231.28 bu/a, 3 yr(s)					

Klint Tucker

klint@whatssmokin.net, (309) 712-1406

Yield & Income Factors:

Base Moisture = 15.0%

Shrink = 1.3

Drying = \$0.05

Prices: GMO = \$3.68

Report Date: 09/25/2025

Additional reports available at www.firstseedtests.com

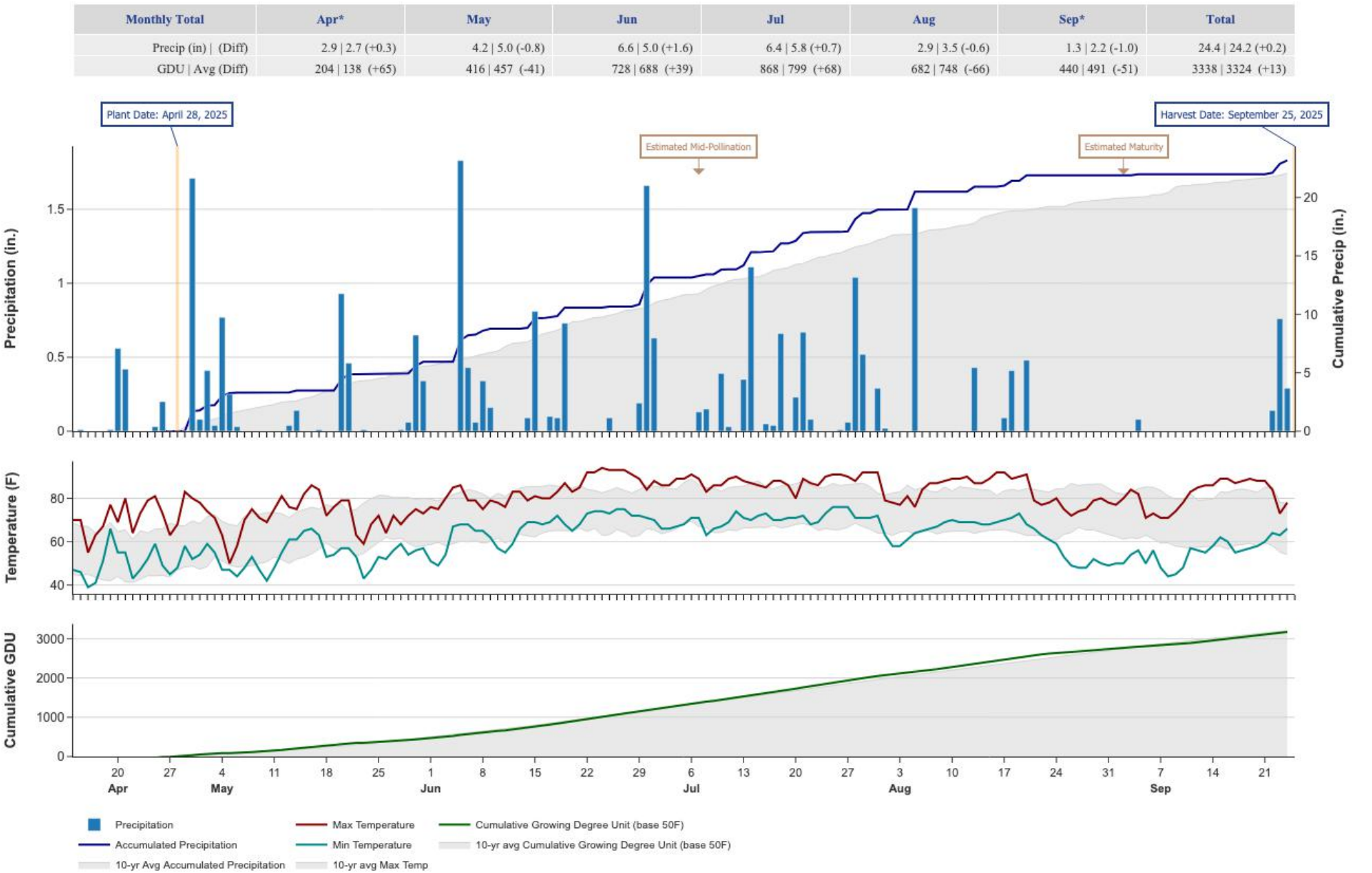
† See last page for abbreviation descriptions. Dark colored row identifies the check product found in early- and full-season tests. **Bold** yields are significantly above test average by LSD(0.10). **Italicized** brands exceed the grain moisture limit for this test. **ns** = column values not significantly different. *Earthoptics used for soil conditions and soil-borne disease & pest risks. ↗ Links to full product yield results at www.firstseedtests.com.

©2025, All rights reserved to Farmers' Independent Research of Seed Technologies, LLC.

2025 Corn - Indiana South [INSO]

Weather Conditions Summary at BLOOMFIELD, IN

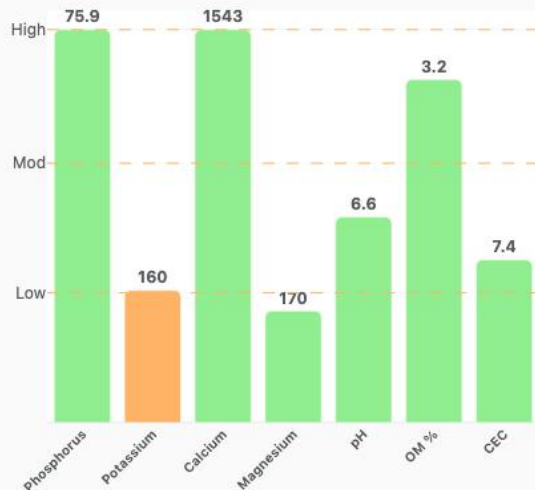
Weather Data Retrieved: 09/25/2025



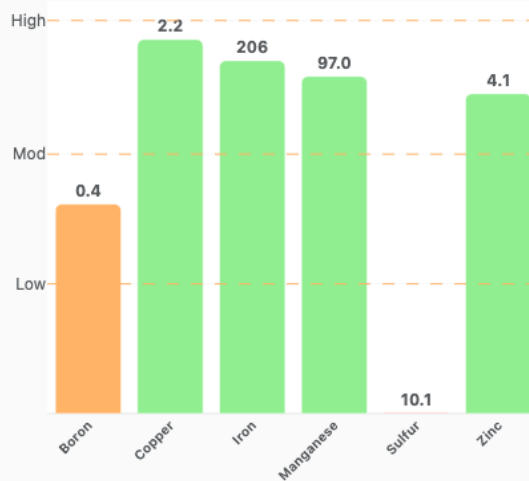
* First monthly total starts on the date 14 days prior to planting and final monthly total ends on the harvest date.

Note: Weather information from PRISM Climate Group. Data may be revised by the provider after retrieval. FIRST will not revise or update reports to reflect any weather data changes. For information purposes only.

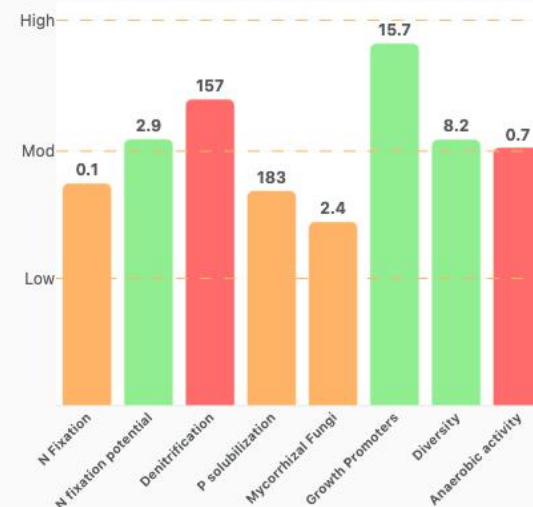
Macronutrients



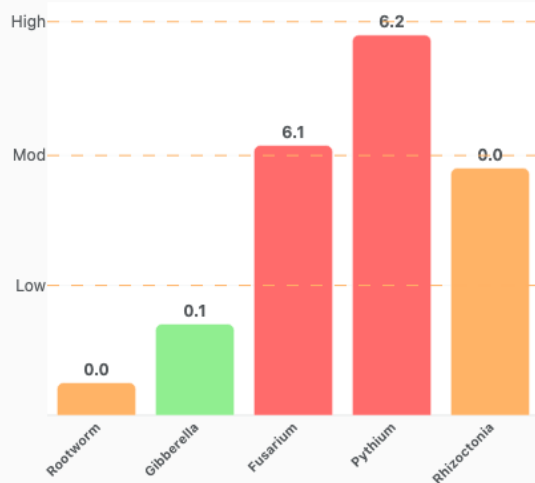
Micronutrients



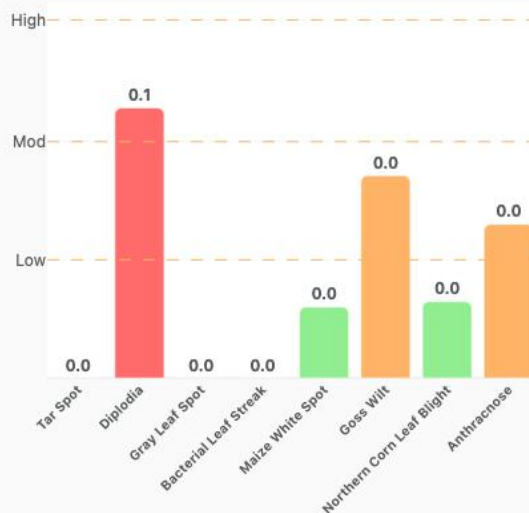
Biofertility Analytics



Below Ground Pest & Disease - Corn



Above Ground Pest & Disease - Corn



More Information

You can find more information about the EarthOptics and soil analytics reported at the following links:

- [Reported Analytics Descriptions](#)
- [Soil Nutrients & Fertility](#)
- [Analytics & Insights](#)
- [EarthOptics](#)

2025 Corn - Indiana South [INSO]

Early-Season Test Products (48 Total)

Company/Brand	Product/Brand	Technology	RIB	RM	Seed Treat.
AgriGold	A642-18SS GC	STX	Y	112	P5V
AgriGold	A642-32VT2RIB GC	VT2P	Y*	112	P5V
Augusta	A2162-AA	AA	Y*	112	CM,C2
Augusta	A2260-AA	AA	Y*	110	CM,C2
Augusta	A2357-V	V	N	107	CM,C2
Augusta	A2360-PCE	PCE	N	110	CM,C5
Augusta	A4862-PWE	PCE	N	112	CM,C2
Channel	209-70TRERIB GC	TRE	Y	109	AC,P5V,EDC-EL
Channel	210-46VT2PRIB GC	VT2P	Y	110	AC,P5V,EDC-EL
Channel	212-76TRERIB GC	TRE	Y	112	AC,P5V,EDC-EL
DeKalb	DKC110-10RIB GC	STX	Y	110	AC,P5V
DeKalb	DKC110-41RIB GC	TRE	Y	110	AC,P5V,EDC-EL
DeKalb	DKC111-35RIB CK	VT2P	Y*	111	AC,P5V
DeKalb	DKC112-12RIB GC	TRE	Y	112	AC,P5V,EDC-EL
FS InVision	FS 5947T RIB	TRE	Y	109	AC,P5V,Va
FS InVision	FS 6133VDG RIB	VT2PDG	Y	111	AC,P5V
FS InVision	FS 6157T RIB	TRE	Y	111	AC,P2
FS InVision	FS 6245V RIB	VT2P	Y	112	AC,P5V,Va
Gateway	5912TRE	TRE	Y	112	AC,P5
Integra	5802 VT2PRIB GC	VT2P	Y	108	AC,P5V,SU
Integra	5935 PCE	PCE	Y	109	AC,P5V,SU
Integra	6061 SSRIB GC	STX	Y	110	AC,P5V,SU
Integra	6274 VT2PRIB	VT2P	Y	112	AC,P5V,SU
Kentland	G7159	GLY	N	109	CM,C2,Vi5
Kentland	G9162	GLY	N	112	CM,C2,Vi5
NuTech	69C7PCE	PCE	Y	109	Lum, L1
NuTech	69G1PCE	PCE	Y	109	Lum, L1
NuTech	71A7V	VE	Y	111	Lum, L1
NuTech	71B6PCE	PCE	Y	111	Lum, L1
NuTech	72C1PCE	PCE	Y	112	Lum, L1
Pioneer	P1027AM GC	AM	Y	110	Lum
Pioneer	P1170AM GC	AM	Y	111	Lum
Pioneer	P1222AM GC	AM	Y	112	Lum
Purple Ribbon	25A12 GC	TRE	N	112	AC,P5
Purple Ribbon	25P11 GC	PCE	N	111	CM,C2,Vi5
Purple Ribbon	25P12	PCE	N	112	CM,C2,Vi5
Seed Genetics Direct	AGI-C 4111PWE	PCE	N	110	F,I
Seed Genetics Direct	AGI-C 6108 PWE GC	PCE	Y	108	F,I
Seed Genetics Direct	AGI-C 6112PWE	PCE	N	112	F,I
Seed Genetics Direct	DIRECT 2111-AA	AA	Y	111	F,I
Seed Genetics Direct	DIRECT 3111-3110	3110	N	111	F,I
Superior	S-8449	PCE	Y	111	CVCV

Company/Brand	Brand/Product	Technology	RIB	RM	Seed Treat.
Superior	S-8471	PCE	U	112	CVCV
Wyckoff	2632 SS RIB	STX	Y	108	AC,P5V
Wyckoff	2676 TRE RIB	TRE	Y	112	AC,P5
Wyckoff	2685 TRE RIB	TRE	Y	112	AC,P5
Wyckoff	2688 PCE	PCE	Y	112	CM,C2,Vi,Va
Wyckoff	2711 VT2P RIB	VT2P	Y	112	AC,P2

* FIRST does not inspect products for refuge blend. N* indicates the product was entered without a refuge component by the sponsoring seed company. Prior year entries may contain refuge blend.

2025 Corn - Indiana South [INSO]

Full-Season Test Products (48 Total)

Company/Brand	Product/Brand	Technology	RIB	RM	Seed Treat.
AgriGold	A645-30VT2RIB GC	VT2P	Y*	115	P5V
AgriGold	A646-30VT2RIB GC	VT2P	Y*	116	P5V
Augusta	A1466-DVEZ GC	DVZ	U	116	CM,C2
Augusta	A2365VT2 GC	VT2P	Y*	115	AC,P5V
Augusta	A3064-PWE GC	PCE	N	114	AC,P5V
Augusta	A4863-PWE GC	PCE	U	113	CM,C2
Channel	215-70TRERIB GC	TRE	Y	115	AC,P5V,EDC-EL
Channel	217-70TRERIB GC	TRE	Y	117	AC,P5V,EDC-EL
Channel	218-66VT2PRIB GC	VT2P	Y	118	AC,P5V,EDC-EL
DeKalb	DKC111-35RIB CK	VT2P	Y*	111	AC,P5V
DeKalb	DKC64-22RIB GC	VT2P	Y	114	AC,P5V,EDC-EL
DeKalb	DKC66-06RIB GC	TRE	Y	116	AC,P5V
DeKalb	DKC66-18RIB GC	VT2P	Y	116	AC,P5V,EDC-EL
DeKalb	DKC68-35RIB GC	VT2P	Y	118	AC,P5V
FS InVision	FS 6447T RIB	TRE	Y	114	AC,P5V,Va
FS InVision	FS 6545V RIB	VT2P	Y	115	AC,P5V,Va
FS InVision	FS 6627T RIB	TRE	Y	116	AC,P5V,SU
FS InVision	FS 6757T RIB	TRE	Y	117	AC,P5V,EDC-EL
FS InVision	FS 6947T RIB	TRE	Y	119	AC,P5V,EDC-EL
Gateway	3919TRE	TRE	N	119	AC,P5V
Gateway	4914TRE	TRE	N	114	AC,P5V
Integra	6386 PCE	PCE	Y	113	AC,P5V,SU
Integra	6493 VT2PRIB	VT2P	Y*	114	AC,P5V,SU
Integra	6624 TRERIB	TRE	Y	116	AC,P5V,SU
Integra	6915 VT2P	VT2P	N	119	AC,P5V,SU
Kentland	G9164	GLY	N	114	CM,C2,Vi5
NuTech	73B2V	VE	Y	113	Lum, L1
NuTech	73J1V	VE	Y	113	Lum, L1
NuTech	74A5PCE	PCE	Y	114	Lum, L1
NuTech	75A8PCE	PCE	Y	115	Lum, L1
NuTech	77B1PCE	PCE	Y	117	Lum, L1
Pioneer	P13050AM GC	AM	Y	113	Lum, L1
Pioneer	P14830AML GC	AML	Y	114	Lum
Pioneer	P1742PCE GC	PCE	Y	117	Lum
Purple Ribbon	25A15 GC	VT2P	Y	115	AC,P5
Purple Ribbon	25A16 GC	VT2P	Y	116	AC,P5
Purple Ribbon	26A14	TRE	N	114	AC,P5V
Seed Genetics Direct	AGIC 3113PWE GC	PCE	Y	113	F,I
Seed Genetics Direct	AGI-C 3114PWE	PCE	N	114	F,I
Seed Genetics Direct	AGI-C 4115PWE	PCE	N	115	F,I
Seed Genetics Direct	DIRECT 2113-3110 GC	3110	U	113	F,I
Superior	S-8501	PCE	Y	113	CVCV

Company/Brand	Brand/Product	Technology	RIB	RM	Seed Treat.
Superior	S-8521	PCE	Y	114	CVCV
Superior	S-8545	PCE	Y	115	CVCV
Wyckoff	2695 SSP	STXP	Y	113	AC,P5V
Wyckoff	2710 VT2P RIB	VT2P	Y	114	AC,P5
Wyckoff	2727 PCE	PCE	Y	114	CM,C2,Vi,Va
Wyckoff	2733 VT2P RIB	VT2P	Y	114	AC,P2

* FIRST does not inspect products for refuge blend. N* indicates the product was entered without a refuge component by the sponsoring seed company. Prior year entries may contain refuge blend.

Footnotes and Abbreviations Descriptions

Brand Footnotes

CK	Identifies a check product included in early- and full-season tests.
GC	Grower Comparison product included by FIRST when space permits.
^	Power Plus® brand seed is distributed by Burrus. Power Plus® is a registered trademark of Corteva Agriscience.

Corn Technologies

3110	Agrisure® Viptera® 3110 (Vip, CB,LL,GT)
AA	Agrisure® Above (CB,HX,LL,GT), formerly Agrisure® 3120
AM	Optimum® AcreMax®
AML	Optimum® AcreMax® Leptra® (Vip,YGCB,HX,LL,RR2)
DVZ	DuracadeViptera™ Z3 (Vip,CB,VTP,RW,RW2,LL,GT), formerly Agrisure Duracade® 5332
GLY	Glyphosate tolerant
PCE	PowerCore® Enlist®
STX	SmartStax®
STXP	SmartStax® Pro with RNAi Technology
TRE	Trecepta®
V	Viptera™ (Vip,CB,HX,LL,GT), formerly Agrisure Viptera® 3220
VE	Vorceed™ Enlist®
VT2P	VT Double PRO®
VT2PDG	DroughtGard® with VT Double PRO®

NOTE: The refuge component genetics may vary in a refuge blend seed product.

Corn Seed Treatments*

AC,P2	Acceleron® 250
AC,P5	Acceleron® 500
AC,P5V	Acceleron® Poncho 500/Votivo
AC,P5V,EDC-EL	Acceleron® ELITE Poncho 500/Votivo with Enhanced Disease Control
AC,P5V,SU	Acceleron® Poncho 500/Votivo, StepUp
AC,P5V,Va	Acceleron® Poncho 500/Votivo, Vayantis®
CM,C2	CruiserMaxx® 250
CM,C2,Vi5	CruiserMaxx® 250, Vibrance Cinco
CM,C2,Vi,Va	CruiserMaxx® 250 with Vibrance, Vayantis®
CM,C5	Cruisermaxx® 500
CVCV	Cruiser 250+ Vibrance+ Cinco + Vayantis
F,I	Fungicide, Insecticide
Lum	LumiGEN™ (Corteva Agriscience)
Lum, L1	LumiGEN, Lumisure 1250
P5V	Poncho 500/Votivo

* Seed treatments may include unspecified plant health promoting components.