

Test by: Bottomline Seed Solutions, LLC Effingham, IL

## 2025 Corn Grain Top 30 Harvest Report

Illinois South [ILSO] EFFINGHAM, IL

Bottomline Seed Solutions, LLC, Clint Tucker, Effingham  
County, IL 62401

<b>Early-Season Test</b>	107 - 113 Day CRM B2025ILSO01a
<b>Top 30 of 48</b>	For Gross Income (Sorted by Yield) Average of (4) Replications
<b>PREV. CROP/HERB:</b>	Soybeans / Durango, 2,4-D, Anthem Maxx, Liberty, Select, Everprex
<b>SOIL DESCRIPTION:</b>	Bluford silt loam, mod. poorly drained, non-irrigated
<b>SOIL CONDITION:</b>	Conventional W/ Fall Till, 7.57 pH, 3.08% OM, 12.21 CEC, high P, high K, low S, high B, high Zn
<b>PEST MANAGEMENT:</b>	Atrazine, Glyphosate, Lexar, Warrior, Veltyma, Trivapro
<b>FERTILITY - Applied N:</b>	221 Spring
<b>Applied N-P-K (units):</b>	221-69-90
<b>SEEDED - RATE - ROW:</b>	May 14 36.0 /A 30" spacing
<b>HARVESTED - STAND:</b>	Sep 27 34.7 /A
<b>PEST &amp; DISEASE RISK:</b>	Pythium*

### TEST COMMENTS:

*This conventional tillage site was planted mid-May, exhibiting great emergence and excellent weed control. A dry June followed by a few rain events in July resulted in a great start to high yields. Unfortunately, the rain shut off on the 20th of July, and it never rained again. This resulted in the loss of top-end yields. A two-pass fungicide program was utilized, which kept the hybrids extremely healthy. This site just ran out of rain when it needed it the most.*

Company/Brand	Product/Brand	Technol.†	RM	Yield Bu/A ↓	Moisture %	Lodging %	Stand (x 1000)	Gross Income \$/Acre	Rank
AgriGold	A642-18SS GC ↗	STX	112	<b>272.5</b>	20.4	1	34.9	976	1
FS InVision	FS 6042F RIB ↗	VT4P	110	<b>262.9</b>	20.8	1	34.4	935	3
NuTech	69G1PCE ↗	PCE	109	<b>260.7</b>	19.9	1	35.3	939	2
Channel	209-70TRERIB GC ↗	TRE	109	<b>249.4</b>	18.6	1	33.5	916	4
Wyffels	W6886RIB ↗	VT2P	111	<b>245.3</b>	18.7	1	35.3	899	5
Burrus	5C11 PCE ↗	PCE	110	<b>239.3</b>	19.2	1	34.4	871	6
Brevant	B12H48PCE GC ↗	PCE	112	232.2	18.9	1	38.1	848	7
AgVenture	AV7710PCE ↗	PCE	110	230.6	18.8	1	36.3	844	9
Dyna-Gro	D52TC66RIB GC ↗	TRE	112	229.8	18.2	1	30.7	848	8
AgriGold	A642-05VT2RIB GC ↗	VT2P	112	228.3	18.0	1	32.1	844	10
Wyffels	W7485RIB ↗	TRE	112	226.5	18.4	1	34.9	834	11
AgVenture	AV4112PCE ↗	PCE	112	223.3	18.4	1	37.2	822	12
Great Heart	HT-7210TRERIB ↗	TRE	112	223.1	19.8	1	36.2	806	15
NuTech	73B2V ↗	VE	113	220.8	20.2	1	34.2	792	22
Integra	5935 PCE ↗	PCE	109	218.0	17.6	1	30.0	811	13
FS InVision	FS 6245V RIB ↗	VT2P	112	217.8	18.5	1	28.8	800	17
FS InVision	FS 6133VDG RIB ↗	VT2PDG	111	216.2	17.9	1	34.9	801	16
Dyna-Gro	DP52PN76RA GC ↗	PCE	112	215.7	19.6	1	35.6	781	26
Pioneer	P1027AM GC ↗	AM	110	215.7	18.5	1	36.2	793	21
Channel	212-76TRERIB GC ↗	TRE	112	215.6	19.1	1	36.2	786	23
FS InVision	FS 6157T RIB ↗	TRE	111	215.2	18.2	1	34.2	795	19
DeKalb	DKC110-41RIB GC ↗	TRE	110	214.6	18.0	1	33.5	794	20
NuTech	71B6PCE ↗	PCE	111	214.3	17.7	1	35.6	797	18
Pioneer	P1222AM GC ↗	AM	112	214.1	18.8	1	36.3	783	24
Brevant	B11M47PCE GC ↗	PCE	111	214.0	19.6	1	35.6	775	28
Integra	6386 PCE ↗	PCE	113	213.5	18.7	1	34.9	782	25
Merschman	2411C-30 GC ↗	PCE	111	213.2	19.1	1	33.5	777	27
FS InVision	FS 6349PC RA ↗	PCE	113	211.0	18.6	1	31.4	775	29
Integra	5775 VT2PRIB ↗	VT2P	107	209.8	18.3	1	34.2	773	30
AgVenture	AV9511PCE ↗	PCE	111	208.0	17.7	1	33.5	773	31
DEKALB	DKC111-35RIB CK	VT2P	111	220.0	18.3	1	34.4	810	14
				<b>Averages =</b>	<b>215.7</b>	<b>18.7</b>	<b>1</b>	<b>34.7</b>	<b>793</b>
				<b>LSD (0.10) =</b>	19.9	0.7	ns		
				<b>LSD (0.25) =</b>	10.5	0.4	ns		
				<b>C.V. =</b>	10.1				
				Historic yield: 240.23 bu/a, 6 yr(s)					

Klint Tucker

klint@whatssmokin.net, (309) 712-1406

### Yield & Income Factors:

Base Moisture = 15.0%

Shrink = 1.3

Drying = \$0.05

Prices: GMO = \$3.85

Report Date: 09/29/2025

Additional reports available at [www.firstseedtests.com](http://www.firstseedtests.com)

† See last page for abbreviation descriptions. Dark colored row identifies the check product found in early- and full-season tests. **Bold** yields are significantly above test average by LSD(0.10). **Italicized** brands exceed the grain moisture limit for this test. **ns** = column values not significantly different. **Earthoptics** used for soil conditions and soil-borne disease & pest risks. ↗ Links to full product yield results at [www.firstseedtests.com](http://www.firstseedtests.com).

©2025, All rights reserved to Farmers' Independent Research of Seed Technologies, LLC.

Test by: Bottomline Seed Solutions, LLC Effingham, IL

## 2025 Corn Grain Top 30 Harvest Report

Illinois South [ILSO] EFFINGHAM, IL

Bottomline Seed Solutions, LLC, Clint Tucker, Effingham  
County, IL 62401

<b>Full-Season Test</b>	<b>114 - 119</b> Day CRM B2025ILSO01b
<b>Top 30 of 48</b>	For Gross Income (Sorted by Yield) Average of (4) Replications
<b>PREV. CROP/HERB:</b>	Soybeans / Durango, 2,4-D, Anthem Maxx, Liberty, Select, Everprex
<b>SOIL DESCRIPTION:</b>	Bluford silt loam, mod. poorly drained, non-irrigated
<b>SOIL CONDITION:</b>	Conventional W/ Fall Till, 7.57 pH, 3.08% OM, 12.21 CEC, high P, high K, low S, high B, high Zn
<b>PEST MANAGEMENT:</b>	Atrazine, Glyphosate, Lexar, Warrior, Veltyma, Trivapro
<b>FERTILITY - Applied N:</b>	221 Spring
<b>Applied N-P-K (units):</b>	221-69-90
<b>SEEDED - RATE - ROW:</b>	May 14 36.0 /A 30" spacing
<b>HARVESTED - STAND:</b>	Sep 27 35.2 /A
<b>PEST &amp; DISEASE RISK:</b>	Pythium*

### TEST COMMENTS:

*This conventional tillage site was planted mid-May, exhibiting great emergence and excellent weed control. A dry June followed by a few rain events in July resulted in a great start to high yields. Unfortunately, the rain shut off on the 20th of July, and it never rained again. This resulted in the loss of top-end yields. A two-pass fungicide program was utilized, which kept the hybrids extremely healthy. This site just ran out of rain when it needed it the most.*

Company/Brand	Product/Brand	Technol.†	RM	Yield Bu/A ↓	Moisture %	Lodging %	Stand (x 1000)	Gross Income \$/Acre	Rank
Burrus	7B14 PCE ↗	PCE	114	<b>216.4</b>	20.7	1	36.2	771	1
Wyffels	W9218RIB GC ↗	STX	119	<b>216.1</b>	22.3	1	33.5	753	3
FS InVision	FS 6447T RIB ↗	TRE	114	<b>208.7</b>	21.0	1	36.2	740	5
Wyffels	W8007 GC ↗	VT4P	114	<b>208.2</b>	21.1	1	34.2	738	8
Wyffels	W7876RIB ↗	VT2P	114	207.4	20.1	1	36.2	745	4
Brevant	B14C59PCE GC ↗	PCE	114	206.9	20.5	1	34.9	740	6
Wyffels	W7945RIB ↗	TRE	114	206.7	18.9	1	38.1	756	2
Integra	6493 VT2PRIB ↗	VT2P	114	205.3	19.9	1	34.8	740	7
Gateway	4914TRE ↗	TRE	114	202.6	21.1	1	33.5	719	9
AgVenture	AV9916AM ↗	AM	116	202.4	21.2	1	33.5	716	10
Pioneer	P13050AM GC ↗	AM	113	200.6	21.1	1	34.9	711	12
Brevant	B17H53PCE GC ↗	PCE	117	200.3	21.7	1	35.3	704	16
Integra	6624 TRERIB ↗	TRE	116	198.8	20.3	1	36.2	713	11
Pioneer	P1742PCE GC ↗	PCE	117	198.2	21.1	1	34.4	703	17
FS InVision	FS 6757T RIB ↗	TRE	117	198.0	20.6	1	34.2	707	13
AgriGold	A644-64VT2P GC ↗	VT2P	114	197.6	20.7	1	32.6	705	15
AgVenture	AV6117PCUE ↗	PCUE	117	196.9	20.3	1	32.6	706	14
Burrus	8K34 VT2P ↗	VT2P	116	196.5	20.5	1	34.2	703	18
FS InVision	FS 6545V RIB ↗	VT2P	115	195.6	20.5	1	32.1	699	19
FS InVision	FS 6627T RIB ↗	TRE	116	195.6	20.8	1	36.2	697	20
Channel	215-70TRERIB GC ↗	TRE	115	194.2	21.1	1	36.2	689	22
Channel	214-78DGV2PRIB GC ↗	VT2PDG	114	193.1	20.2	1	37.6	693	21
Dyna-Gro	D55TC86RIB GC ↗	TRE	115	191.8	20.8	1	32.8	683	24
AgVenture	AV6115PCE ↗	PCE	115	191.6	20.1	1	35.5	689	23
Great Heart	HT-7451VT2P ↗	VT2P	114	189.9	20.8	1	35.3	676	25
Pioneer	P14830AML GC ↗	AML	114	189.1	20.9	1	40.4	672	27
Dyna-Gro	D55VC80RIB GC ↗	VT2P	115	187.5	21.2	1	36.2	664	28
DeKalb	DKC66-06RIB GC ↗	TRE	116	186.7	21.0	1	37.6	663	29
NuTech	74A5PCE ↗	PCE	114	185.8	20.9	1	32.1	661	30
Dyna-Gro	D60TC45RIB GC ↗	TRE	119	185.6	20.9	1	36.9	660	31
DEKALB	DKC111-35RIB CK	VT2P	111	187.6	20.1	1	33.5	675	26
				<b>Averages =</b>	<b>190.1</b>	<b>20.7</b>	<b>1</b>	<b>35.2</b>	<b>677</b>
				<b>LSD (0.10) =</b>	17.8	0.7	ns		
				<b>LSD (0.25) =</b>	9.3	0.4	ns		
				<b>C.V. =</b>	10.3				
				Historic yield: 240.23 bu/a, 6 yr(s)					

Klint Tucker

klint@whatssmokin.net, (309) 712-1406

### Yield & Income Factors:

Base Moisture = 15.0%

Shrink = 1.3

Drying = \$0.05

Prices: GMO = \$3.85

Report Date: 09/29/2025

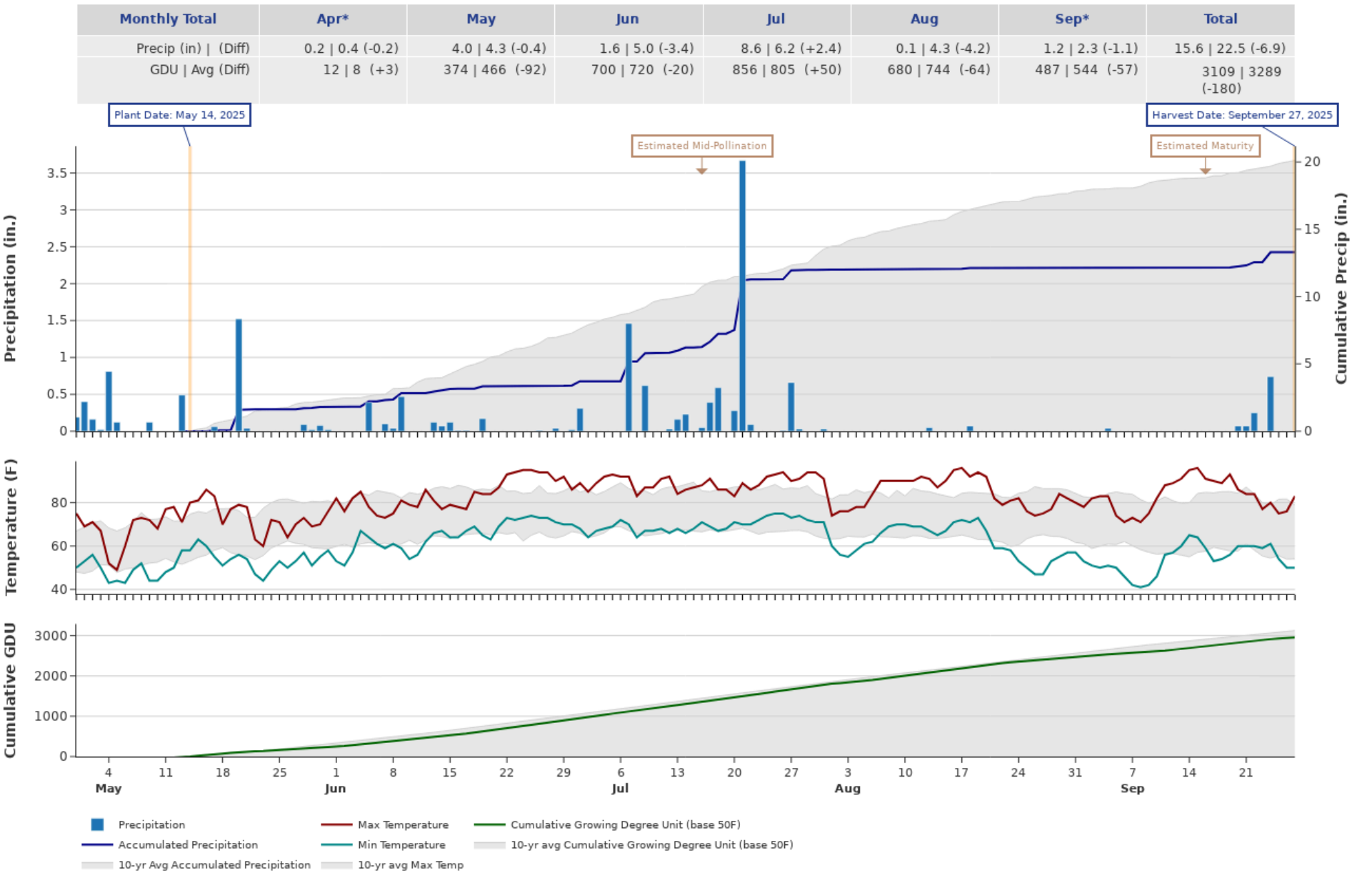
† See last page for abbreviation descriptions. Dark colored row identifies the check product found in early- and full-season tests. **Bold** yields are significantly above test average by LSD(0.10). **Italicized** brands exceed the grain moisture limit for this test. **ns** = column values not significantly different. \*[Earthoptics](#) used for soil conditions and soil-borne disease & pest risks. ↗ Links to full product yield results at [www.firstseedtests.com](http://www.firstseedtests.com).

©2025, All rights reserved to Farmers' Independent Research of Seed Technologies, LLC.

2025 Corn - Illinois South [ ILSO ]

Weather Conditions Summary at EFFINGHAM, IL

Weather Data Retrieved: 09/29/2025



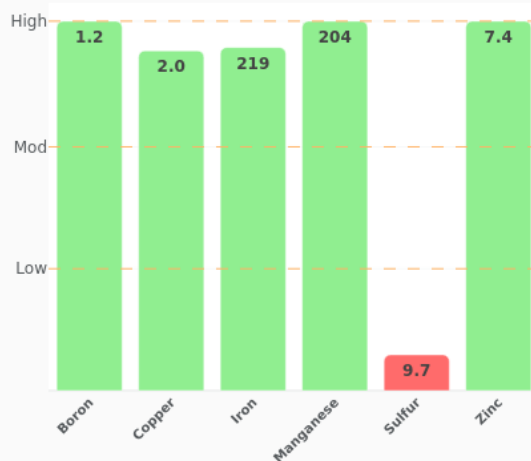
\* First monthly total starts on the date 14 days prior to planting and final monthly total ends on the harvest date.

Note: Weather information from PRISM Climate Group. Data may be revised by the provider after retrieval. FIRST will not revise or update reports to reflect any weather data changes. For information purposes only.

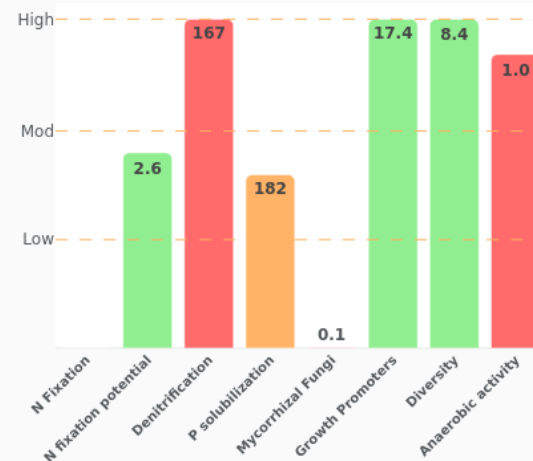
### Macronutrients



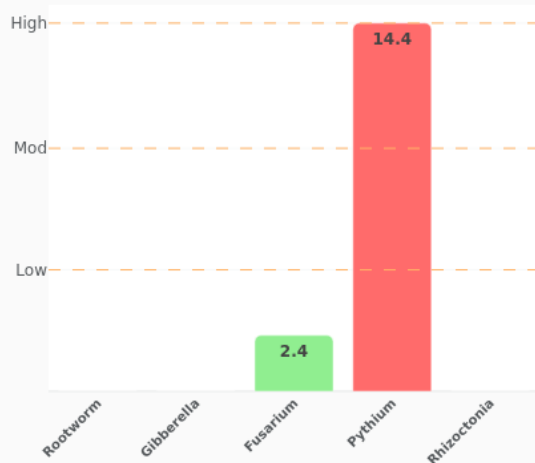
### Micronutrients



### Biofertility Analytics



### Below Ground Pest & Disease - Corn



### Above Ground Pest & Disease - Corn



### More Information

You can find more information about the EarthOptics and soil analytics reported at the following links:

- [Reported Analytics Descriptions](#)
- [Soil Nutrients & Fertility](#)
- [Analytics & Insights](#)
- [EarthOptics](#)

## 2025 Corn - Illinois South [ ILSO ]

### Early-Season Test Products (48 Total)

Company/Brand	Product/Brand	Technology	RIB	RM	Seed Treat.
AgriGold	A642-05VT2RIB	VT2P	Y	112	P5V
AgriGold	A642-18SS	STX	Y	112	P5V
AgVenture	AV4112PCE	PCE	Y	112	Lum, L1
AgVenture	AV4713PCE	PCE	Y	113	Lum, L1
AgVenture	AV6010AM	AM	Y	110	Lum, L1
AgVenture	AV7710PCE	PCE	Y	110	Lum, L1
AgVenture	AV9511PCE	PCE	Y	111	Lum, L1
Brevant	B11M47PCE	PCE	Y	111	Lum, L1
Brevant	B12H48PCE	PCE	Y	112	Lum, L1
Burrus	5C11 PCE	PCE	Y	110	BPS
Burrus	POWER PLUS 4V73AM	AM	Y	109	BPS
Channel	209-70TRERIB	TRE	Y	109	AC,P5V,EDC-EL
Channel	211-11VT2PRIB	VT2P	Y	111	AC,P5V,EDC-B
Channel	212-76TRERIB	TRE	Y	112	AC,P5V,EDC-EL
DeKalb	DKC108-17RIB	TRE	Y	108	AC,P5V,EDC-EL
DeKalb	DKC110-41RIB	TRE	Y	110	AC,P5V,EDC-EL
DeKalb	DKC111-35RIB	VT2P	Y*	111	AC,P5V
DeKalb	DKC112-12RIB	TRE	Y	112	AC,P5V,EDC-EL
Dyna-Gro	D49PN05RA	PCE	Y	109	AC,P5V
Dyna-Gro	D52TC66RIB	TRE	Y	112	AC,P5V
Dyna-Gro	DP52PN76RA	PCE	Y	112	CM,C2,Vi,Va
FS InVision	FS 6042F RIB	VT4P	Y	110	AC,P5V,Va
FS InVision	FS 6133VDG RIB	VT2PDG	Y	111	AC,P5V
FS InVision	FS 6157T RIB	TRE	Y	111	AC,P2
FS InVision	FS 6245V RIB	VT2P	Y	112	AC,P5V,Va
FS InVision	FS 6349PC RA	PCE	Y	113	AC,P5V,Va
Great Heart	HT-7195TRE	TRE	N	111	F,I,B
Great Heart	HT-7210TRERIB	TRE	N	112	F,I,B
Great Heart	HT-7335TRE	TRE	N	113	F,I,B
Integra	5775 VT2PRIB	VT2P	Y	107	AC,P5V,SU
Integra	5935 PCE	PCE	Y	109	AC,P5V,SU
Integra	6274 VT2PRIB	VT2P	Y	112	AC,P5V,SU
Integra	6386 PCE	PCE	Y	113	AC,P5V,SU
Merschman	2411C-30	PCE	Y	111	SL
Merschman	2512C-30	PCE	Y	112	SL
NuTech	69C7PCE	PCE	Y	109	Lum, L1

Company/Brand	Brand/Product	Technology	RIB	RM	Seed Treat.
NuTech	69G1PCE	PCE	Y	109	Lum, L1
NuTech	71B6PCE	PCE	Y	111	Lum, L1
NuTech	73B2V	VE	Y	113	Lum, L1
NuTech	73J1V	VE	Y	113	Lum, L1
Pioneer	P1027AM	AM	Y	110	Lum
Pioneer	P1170AM	AM	Y	111	Lum
Pioneer	P1222AM	AM	Y	112	Lum
Wyffels	W6505RIB	TRE	Y*	110	CM,C2,Vi,Va
Wyffels	W6886RIB	VT2P	Y*	111	CM,C2,Vi,Va
Wyffels	W7424	PCE	N	112	CM,C2,Vi,Va
Wyffels	W7485RIB	TRE	Y*	112	CM,C2,Vi,Va
Wyffels	W7759RIB	STXP	Y*	113	CM,C2,Vi,Va

\* FIRST does not inspect products for refuge blend. N\* indicates the product was entered without a refuge component by the sponsoring seed company. Prior year entries may contain refuge blend.

## 2025 Corn - Illinois South [ ILSO ]

### Full-Season Test Products (48 Total)

Company/Brand	Product/Brand	Technology	RIB	RM	Seed Treat.
AgriGold	A644-64VT2P	VT2P	N	114	P5V
AgriGold	A647-42TRCRIB	TRE	Y	117	P5V
AgVenture	AV2116PCE	PCE	Y	116	Lum, L1
AgVenture	AV3514AML	AML	Y	114	Lum, L1
AgVenture	AV6115PCE	PCE	Y	115	Lum, L1
AgVenture	AV6117PCUE	PCUE	Y	117	Lum, L1
AgVenture	AV9916AM	AM	Y	116	Lum, L1
Brevant	B14C59PCE	PCE	Y	114	Lum, L1
Brevant	B17H53PCE	PCE	Y	117	Lum, L1
Burrus	7B14 PCE	PCE	Y	114	BPS
Burrus	8K34 VT2P	VT2P	Y	116	AC,P5V,EDC-B
Channel	214-78DGV2PRIB	VT2PDG	Y	114	AC,P5V,EDC-B
Channel	215-70TRERIB	TRE	Y	115	AC,P5V,EDC-EL
Channel	218-66VT2PRIB	VT2P	Y	118	AC,P5V,EDC-EL
DeKalb	DKC111-35RIB	VT2P	Y*	111	AC,P5V
DeKalb	DKC64-22RIB	VT2P	Y	114	AC,P5V
DeKalb	DKC66-06RIB	TRE	Y	116	AC,P5V
DeKalb	DKC68-35RIB	VT2P	Y	118	AC,P5V
Dyna-Gro	D55TC86RIB	TRE	Y	115	AC,P5V
Dyna-Gro	D55VC80RIB	VT2P	Y*	115	AC,P5V
Dyna-Gro	D60TC45RIB	TRE	Y	119	AC,P5V
FS InVision	FS 6447T RIB	TRE	Y	114	AC,P5V,Va
FS InVision	FS 6545V RIB	VT2P	Y	115	AC,P5V,Va
FS InVision	FS 6627T RIB	TRE	Y	116	AC,P5V,SU
FS InVision	FS 6757T RIB	TRE	Y	117	AC,P5V,EDC-EL
FS InVision	FS 6947T RIB	TRE	Y	119	AC,P5V,EDC-EL
Gateway	3916TRE	TRE	N	116	AC,P5V
Gateway	3919TRE	TRE	N	119	AC,P5V
Gateway	4914TRE	TRE	N	114	AC,P5V
Great Heart	HT-7451VT2P	VT2P	Y	114	F,I,B
Great Heart	HT-7512PCE	PCE	N	115	F,I,B
Great Heart	HT-7720TRE	TRE	N	117	F,I,B
Integra	6493 VT2PRIB	VT2P	Y*	114	AC,P5V,SU
Integra	6624 TRERIB	TRE	Y	116	AC,P5V,SU
Integra	6915 VT2P	VT2P	N	119	AC,P5V,SU
NuTech	74A5PCE	PCE	Y	114	Lum, L1

Company/Brand	Brand/Product	Technology	RIB	RM	Seed Treat.
NuTech	75A8PCE	PCE	Y	115	Lum, L1
NuTech	77B1PCE	PCE	Y	117	Lum, L1
Pioneer	P13050AM	AM	Y	113	Lum, L1
Pioneer	P14830AML	AML	Y	114	Lum
Pioneer	P1742PCE	PCE	Y	117	Lum
ProHarvest	84P78 TRERIB	TRE	Y	114	AC,P5V,EDC-EL
ProHarvest	86P55 TRE	TRE	Y	116	AC,P5V,EDC-EL
Wyffels	W7876RIB	VT2P	Y	114	CM,C2,Vi,Va
Wyffels	W7945RIB	TRE	Y*	114	CM,C2,Vi,Va
Wyffels	W8007	VT4P	N	114	P5V
Wyffels	W8086RIB	VT2P	Y*	114	CM,C2,Vi,Va
Wyffels	W9218RIB	STX	Y	119	CM,C2,Vi,Va

\* FIRST does not inspect products for refuge blend. N\* indicates the product was entered without a refuge component by the sponsoring seed company. Prior year entries may contain refuge blend.

## Footnotes and Abbreviations Descriptions

### Brand Footnotes

<sup>^</sup> Innotech™ brand seed is distributed by Rob-See-Co, LLC. Power Plus® brand seed is distributed by Burrus. Innotech™ is a trademark of Syngenta. Power Plus® is a registered trademark of Corteva Agriscience.

CK Identifies a check product included in early- and full-season tests.

GC Grower Comparison product included by FIRST when space permits.

### Corn Technologies

AM	Optimum® AcreMax®
AML	Optimum® AcreMax® Leptra® (Vip,YGCB,HX,LL,RR2)
PCE	PowerCore® Enlist®
PCUE	PowerCore® Ultra Enlist®
STX	SmartStax®
STXP	SmartStax® Pro with RNAi Technology
TRE	Trecepta®
VE	Vorceed™ Enlist®
VT2P	VT Double PRO®
VT2PDG	DroughtGard® with VT Double PRO®
VT4P	VT4Pro™ with RNAi Technology

NOTE: The refuge component genetics may vary in a refuge blend seed product.

### Corn Seed Treatments\*

NA	Not Available
AC,P2	Acceleron® 250
AC,P5V	Acceleron® Poncho 500/Votivo
AC,P5V,EDC-B	Acceleron® BASIC Poncho 500/Votivo with Enhanced Disease Control
AC,P5V,EDC-EL	Acceleron® ELITE Poncho 500/Votivo with Enhanced Disease Control
AC,P5V,SU	Acceleron® Poncho 500/Votivo, StepUp
AC,P5V,Va	Acceleron® Poncho 500/Votivo, Vayantis®
BPS	Burrus PowerShield
CM,C2,Vi,Va	CruiserMaxx® 250 with Vibrance, Vayantis®
F,I,B	Fungicide, Insecticide, Biological
Lum	LumiGEN™ (Corteva Agriscience)
Lum, L1	LumiGEN, Lumisure 1250
P5V	Poncho 500/Votivo
SL	Starting Line - F,I,B,Ne,Nu (Merschman Seeds)

\* Seed treatments may include unspecified plant health promoting components.