

Test by: F.I.R.S.T. AMC Inc. Mount Carroll, IL

2025 Corn Grain Top 30 Harvest Report

Illinois North [ILNO] WINNEBAGO, IL

Eric Swanson, Ogle County, IL 61010

Ultra Early-Season Test	101 - 106 Day CRM B2025ILNO15u
Top 30 of 35	For Gross Income (Sorted by Yield) Average of (3) Replications
PREV. CROP/HERB:	Soybeans, Rye Cover Crop / Sonic, Roundup Powermax 3, Liberty
SOIL DESCRIPTION:	Ogle silt loam, well drained, non- irrigated
SOIL CONDITION:	Conventional W/O Fall Till, 6.77 pH, 3.72% OM, 15.82 CEC, high P, high K, low S, high B, high Zn
PEST MANAGEMENT:	Tripleflex 2, Roundup Powermax 3, Callisto, Status, Quilt Xcel (2), Hero, Fence
FERTILITY - Applied N:	130 Spring, 5 Planter, 60 Sidedress, Cattle bed pack+manure, B, S, Zn, Ca
Applied N-P-K (units):	195-46-100
SEEDED - RATE - ROW:	May 8 35.5 /A 30" spacing
HARVESTED - STAND:	Oct 21 34.7 /A
PEST & DISEASE RISK:	Goss Wilt, Fusarium, Pythium*

TEST COMMENTS:

I'm not sure what to say, as this location speaks for itself. The perfect season as far as planting conditions through harvest conditions. An amazing plot at the Swanson farm, with near-perfect emergence to excellent pollination and outstanding fill. Huge ears packed full of kernels hanging on massive stalks that were standing perfectly. Disease did come into this plot, though. Tar spot, common rust, and leaf spot were seen, but didn't start to affect the plot until very late, thanks to the 2 applications of fungicide. Eric asked if there was any corn out there, and I had to laugh; he said that the field around the plot averaged mid-290s. He also said even in his typically not-so-good farms, the yields have been outstanding this year.

Company/Brand	Product/Brand	Technol.†	RM	Yield Bu/A ↓	Moisture %	Lodging %	Stand (x 1000)	Gross Income \$/Acre	Rank
FS InVision	FS 5552F RIB ↗	VT4P	105	318.9	16.5	1	34.8	1338	1
AgVenture	AV3904V ↗	VE	104	312.7	16.1	1	34.8	1317	2
Merschman	2506C-30 GC ↗	PCE	106	311.4	17.5	1	34.8	1297	3
Channel	205-08SSPRIB ↗	STXP	105	310.7	17.6	1	34.8	1292	5
Wyffels	W4439RIB ↗	STXP	106	309.8	16.8	1	34.8	1297	4
FS InVision	FS 5559PC RA ↗	PCE	105	308.3	17.4	1	35.7	1284	7
Sun Prairie	SP2380PWE GC ↗	PCE	104	306.3	17.3	1	34.8	1277	8
Channel	206-47VT4PRIB ↗	VT4P	106	306.2	17.6	1	34.8	1273	9
NuTech	65B8V ↗	VE	105	305.1	16.1	1	34.8	1285	6
FS InVision	FS 5335P RIB ↗	STXP	103	303.8	17.3	1	34.8	1266	10
Burrus	POWER PLUS 3H48 VE ↗	VE	106	303.4	17.4	1	33.9	1264	13
AgVenture	AV9506V ↗	VE	106	302.5	17.3	1	33.9	1262	14
Burrus	POWER PLUS 3G31AM ↗	AM	106	301.1	16.3	1	34.8	1266	11
Renk	RK703PCE ↗	PCE	106	300.2	16.0	1	34.8	1265	12
NuTech	63A7V ↗	VE	103	300.1	16.6	1	35.7	1258	17
Wyffels	W3654 ↗	PCE	104	299.7	16.2	1	33.1	1261	16
NuTech	66C2PCE ↗	PCE	106	299.3	18.6	1	33.9	1235	20
FS InVision	FS 5555P RIB ↗	STXP	105	298.4	15.6	1	34.8	1262	15
NuTech	61A5V ↗	VE	101	295.0	15.5	1	34.8	1249	18
Wyffels	W4514 ↗	PCE	106	294.1	16.4	1	36.6	1235	21
Pioneer	P05737V GC ↗	VE	105	293.7	16.7	1	34.8	1231	22
Sun Prairie	SPX5325 PWE GC ↗	PCE	103	293.7	15.5	1	34.8	1243	19
Renk	RK630TRE ↗	TRE	102	291.9	16.4	1	33.9	1226	23
Wyffels	W4487 ↗	VT4P	106	289.3	16.8	1	34.8	1212	26
FS InVision	FS 5158V RIB ↗	VT2P	101	286.7	14.6	1	34.8	1218	24
ProHarvest	75P85 DGVT2PRIB GC ↗	VT2PDG	105	286.7	15.2	1	34.8	1216	25
Wyffels	W3309RIB ↗	STXP	103	284.8	16.4	1	34.8	1197	28
NuTech	60B8V ↗	VE	100	283.5	15.1	1	34.8	1204	27
Renk	RK625DGVT2P ↗	VT2PDG	104	282.2	16.1	1	34.8	1188	30
Pioneer	P02405V GC ↗	VE	102	282.1	15.7	1	35.7	1192	29

	Averages =	294.9	16.4	1	34.7	1239
	LSD (0.10) =	14.0	0.9	ns		
	LSD (0.25) =	7.3	0.5	ns		
	C.V. =	4.5				
					Historic yield: 213.53 bu/a, 25 yr(s)	

Yield & Income Factors: Base Moisture = 15.0% Shrink = 1.3 Drying = \$0.035 Prices: GMO = \$4.25

† See last page for abbreviation descriptions. Dark colored row identifies the check product found in early- and full-season tests. **Bold** yields are significantly above test average by LSD(0.10). **Italicized** brands exceed the grain moisture limit for this test. **ns** = column values not significantly different. *Earthoptics used for soil conditions and soil-borne disease & pest risks. ↗ Links to full product yield results at www.firstseedtests.com.

©2025, All rights reserved to Farmers' Independent Research of Seed Technologies, LLC.

Report Date: 10/21/2025

Additional reports available at www.firstseedtests.com

Test by: F.I.R.S.T. AMC Inc. Mount Carroll, IL

2025 Corn Grain Top 30 Harvest Report

Illinois North [ILNO] WINNEBAGO, IL

Eric Swanson, Ogle County, IL 61010

Early-Season Test	107 - 110 Day CRM B2025ILNO15a
Top 30 of 45	For Gross Income (Sorted by Yield) Average of (3) Replications
PREV. CROP/HERB:	Soybeans, Rye Cover Crop / Sonic, Roundup Powermax 3, Liberty
SOIL DESCRIPTION:	Ogle silt loam, well drained, non- irrigated
SOIL CONDITION:	Conventional W/O Fall Till, 6.77 pH, 3.72% OM, 15.82 CEC, high P, high K, low S, high B, high Zn
PEST MANAGEMENT:	Tripleflex 2, Roundup Powermax 3, Callisto, Status, Quilt Xcel (2), Hero, Fence
FERTILITY - Applied N:	130 Spring, 5 Planter, 60 Sidedress, Cattle bed pack+manure, B, S, Zn, Ca
Applied N-P-K (units):	195-46-100
SEEDED - RATE - ROW:	May 8 35.5 /A 30" spacing
HARVESTED - STAND:	Oct 21 34.8 /A
PEST & DISEASE RISK:	Goss Wilt, Fusarium, Pythium*

TEST COMMENTS:

I'm not sure what to say, as this location speaks for itself. The perfect season as far as planting conditions through harvest conditions. An amazing plot at the Swanson farm, with near-perfect emergence to excellent pollination and outstanding fill. Huge ears packed full of kernels hanging on massive stalks that were standing perfectly. Disease did come into this plot, though. Tar spot, common rust, and leaf spot were seen, but didn't start to affect the plot until very late, thanks to the 2 applications of fungicide. Eric asked if there was any corn out there, and I had to laugh; he said that the field around the plot averaged mid-290s. He also said even in his typically not-so-good farms, the yields have been outstanding this year.

Company/Brand	Product/Brand	Technol.†	RM	Yield Bu/A ↓	Moisture %	Lodging %	Stand (x 1000)	Gross Income \$/Acre	Rank
AgVenture	AV3310V ↗	VE	110	330.6	17.8	1	33.9	1373	1
NuTech	69C7PCE ↗	PCE	109	321.6	19.8	1	35.7	1313	4
NuTech	68C1V ↗	VE	108	321.5	18.4	1	34.8	1328	2
NuTech	69F3V ↗	VE	109	320.5	18.3	1	34.8	1325	3
Cornelius	C6937SSP ↗	STXP	109	318.6	19.1	1	34.8	1309	5
Burrus	POWER PLUS 4V73AM ↗	AM	109	316.8	19.2	1	33.9	1300	6
AgVenture	AV1009PCE ↗	PCE	109	314.7	19.3	1	33.9	1290	7
FS InVision	FS 6042F RIB ↗	VT4P	110	311.9	21.0	1	34.8	1260	25
Purple Ribbon	26A09 ↗	TRE	109	311.8	19.0	1	34.8	1282	9
Wyffels	W6479RIB ↗	STXP	110	311.8	18.2	1	34.8	1290	8
ProHarvest	79P54 STAXPRO ↗	STXP	109	310.9	19.2	1	34.8	1276	12
NuTech	69B5V ↗	VE	109	310.8	19.5	1	34.8	1272	15
AgVenture	AV2208V ↗	VE	108	309.6	18.5	1	35.7	1278	10
Titan Pro	59-08 PCE ↗	PCE	108	309.2	18.3	1	33.9	1278	11
FS InVision	FS 5947T RIB ↗	TRE	109	308.8	18.9	1	34.8	1271	16
Cornelius	C6856SSP ↗	STXP	108	308.6	19.2	1	34.8	1267	18
LG Seeds	LG58C16VT2P ↗	VT2P	108	308.4	19.4	1	33.9	1263	23
Brevant	B08R32V GC ↗	VE	108	307.9	19.6	1	34.8	1259	26
FS InVision	FS 5949PC RA ↗	PCE	109	307.8	18.1	1	34.8	1275	13
Wyffels	W5684 ↗	PCE	108	307.7	19.3	1	34.8	1262	24
Channel	207-34SSPRIB ↗	STXP	107	306.6	18.0	1	35.7	1271	17
AgVenture	AV5710PCE ↗	PCE	110	306.6	20.7	1	34.8	1242	30
Renk	RK766SSPRO ↗	STXP	109	306.6	18.6	1	33.9	1264	21
Pioneer	P08075V GC ↗	VE	108	306.4	17.7	1	34.8	1273	14
Channel	207-70TRERIB GC ↗	TRE	107	305.4	18.0	1	34.8	1266	19
Wyffels	W5129 ↗	STXP	108	305.4	18.0	1	34.8	1266	20
DeKalb	DKC108-64RIB GC ↗	STXP	108	303.9	18.2	1	34.8	1257	27
Channel	209-25SSPRIB ↗	STXP	109	303.3	18.3	1	35.7	1254	28
Cornelius	C6757PCE ↗	PCE	107	303.3	17.3	1	35.7	1264	22
Merschman	2408C-30 GC ↗	PCE	108	303.2	19.0	1	34.8	1246	29
PIONEER	P1185Q CK	QR	111	301.2	20.3	1	33.9	1225	36
				Averages =	305.1	19.0	1	34.8	1254
				LSD (0.10) =	13.2	1.1	ns		
				LSD (0.25) =	6.9	0.6	ns		
				C.V. =	4.1				
				Historic yield: 213.53 bu/a, 25 yr(s)					

Yield & Income Factors:

Base Moisture = 15.0%

Shrink = 1.3

Drying = \$0.035

Prices: GMO = \$4.25

† See last page for abbreviation descriptions. Dark colored row identifies the check product found in early- and full-season tests. **Bold** yields are significantly above test average by LSD(0.10). **Italicized** brands exceed the grain moisture limit for this test. **ns** = column values not significantly different. *Earthoptics used for soil conditions and soil-borne disease & pest risks. ↗ Links to full product yield results at www.firstseedtests.com.

©2025, All rights reserved to Farmers' Independent Research of Seed Technologies, LLC.

Report Date: 10/21/2025

Additional reports available at www.firstseedtests.com

Test by: F.I.R.S.T. AMC Inc. Mount Carroll, IL

2025 Corn Grain Top 30 Harvest Report

Illinois North [ILNO] WINNEBAGO, IL

Eric Swanson, Ogle County, IL 61010

Full-Season Test	111 - 115 Day CRM B2025ILNO15b
Top 30 of 54	For Gross Income (Sorted by Yield) Average of (3) Replications
PREV. CROP/HERB:	Soybeans, Rye Cover Crop / Sonic, Roundup Powermax 3, Liberty
SOIL DESCRIPTION:	Ogle silt loam, well drained, non- irrigated
SOIL CONDITION:	Conventional W/O Fall Till, 6.77 pH, 3.72% OM, 15.82 CEC, high P, high K, low S, high B, high Zn
PEST MANAGEMENT:	Tripleflex 2, Roundup Powermax 3, Callisto, Status, Quilt Xcel (2), Hero, Fence
FERTILITY - Applied N:	130 Spring, 5 Planter, 60 Sidedress, Cattle bed pack+manure, B, S, Zn, Ca
Applied N-P-K (units):	195-46-100
SEEDED - RATE - ROW:	May 8 35.5 /A 30" spacing
HARVESTED - STAND:	Oct 21 34.7 /A
PEST & DISEASE RISK:	Goss Wilt, Fusarium, Pythium*

TEST COMMENTS:

I'm not sure what to say, as this location speaks for itself. The perfect season as far as planting conditions through harvest conditions. An amazing plot at the Swanson farm, with near-perfect emergence to excellent pollination and outstanding fill. Huge ears packed full of kernels hanging on massive stalks that were standing perfectly. Disease did come into this plot, though. Tar spot, common rust, and leaf spot were seen, but didn't start to affect the plot until very late, thanks to the 2 applications of fungicide. Eric asked if there was any corn out there, and I had to laugh; he said that the field around the plot averaged mid-290s. He also said even in his typically not-so-good farms, the yields have been outstanding this year.

Company/Brand	Product/Brand	Technol.†	RM	Yield Bu/A ↓	Moisture %	Lodging %	Stand (x 1000)	Gross Income \$/Acre	Rank
LG Seeds	LG62C20D-RN GC ↗	D	112	338.1	22.2	1	34.8	1352	1
Cornelius	C7399PCE ↗	PCE	113	332.0	20.9	1	33.9	1342	2
FS InVision	FS 6349PC RA ↗	PCE	113	331.5	21.0	1	34.8	1339	3
NuTech	73J1V ↗	VE	113	327.4	21.5	1	34.8	1317	5
Brevant	B14C59V GC ↗	VE	115	327.1	23.4	1	34.8	1294	9
ProHarvest	82P96 PCE ↗	PCE	112	324.2	19.5	1	34.8	1327	4
AgVenture	AV4112PCE ↗	PCE	112	322.9	20.7	1	35.7	1308	7
Wyffels	W7499RIB ↗	STXP	112	322.3	22.7	1	35.7	1283	14
Pioneer	P14830Q GC ↗	QR	114	321.5	21.3	1	33.9	1296	8
Purple Ribbon	25P12 ↗	PCE	112	319.1	20.8	1	33.9	1291	10
NuTech	73B2V ↗	VE	113	318.6	20.7	1	33.9	1291	11
FS InVision	FS 6432P RIB ↗	STXP	114	318.6	19.0	1	34.8	1309	6
AgVenture	AV5813V ↗	VE	113	318.6	21.6	1	34.8	1280	15
Merschman	2512C-30 GC ↗	PCE	112	318.5	20.7	1	33.9	1290	12
Pioneer	P13777V GC ↗	VE	113	317.0	20.7	1	33.9	1284	13
Cornelius	C7120TRE ↗	TRE	111	316.7	21.8	1	34.8	1271	18
Burrus	POWER PLUS 6G88 VE ↗	VE	113	316.3	21.3	1	34.8	1274	17
Renk	RK889PCE ↗	PCE	113	316.0	22.6	1	33.9	1259	24
Wyffels	W7424 ↗	PCE	112	315.5	21.4	1	34.8	1271	19
AgVenture	AV6115PCE ↗	PCE	115	315.5	21.9	1	34.8	1265	21
DeKalb	DKC113-03RIB GC ↗	STXP	113	314.8	22.8	1	34.8	1252	26
ProHarvest	83P66 VT2PRIB ↗	VT2P	113	312.9	22.5	1	34.8	1247	29
NuTech	72C1PCE ↗	PCE	112	312.4	21.1	1	34.8	1261	23
AgVenture	AV9511PCE ↗	PCE	111	312.2	19.7	1	34.8	1275	16
Purple Ribbon	25A12 ↗	TRE	112	311.5	21.7	1	34.8	1251	27
DeKalb	DKC112-12RIB GC ↗	TRE	112	311.0	20.5	1	34.8	1262	22
LG Seeds	LG63C32TRC ↗	TRE	113	311.0	21.7	1	34.8	1248	28
FS InVision	FS 6447T RIB ↗	TRE	114	310.4	20.6	1	35.7	1259	25
Renk	RK825VT4PRO ↗	VT4P	112	310.1	21.7	1	33.9	1245	30
NuTech	71B6PCE ↗	PCE	111	307.0	18.6	1	33.9	1266	20
PIONEER	P1185Q CK	QR	111	302.2	21.0	1	34.8	1221	39
				Averages =	310.6	21.5	1	34.7	1250
				LSD (0.10) =	13.9	1.1	ns		
				LSD (0.25) =	7.3	0.6	ns		
				C.V. =	4.3				
				Historic yield: 213.53 bu/a, 25 yr(s)					

Yield & Income Factors:

Base Moisture = 15.0%

Shrink = 1.3

Drying = \$0.035

Prices: GMO = \$4.25

† See last page for abbreviation descriptions. Dark colored row identifies the check product found in early- and full-season tests. **Bold** yields are significantly above test average by LSD(0.10). **Italicized** brands exceed the grain moisture limit for this test. **ns** = column values not significantly different. *Earthoptics used for soil conditions and soil-borne disease & pest risks. ↗ Links to full product yield results at www.firstseedtests.com.

©2025, All rights reserved to Farmers' Independent Research of Seed Technologies, LLC.

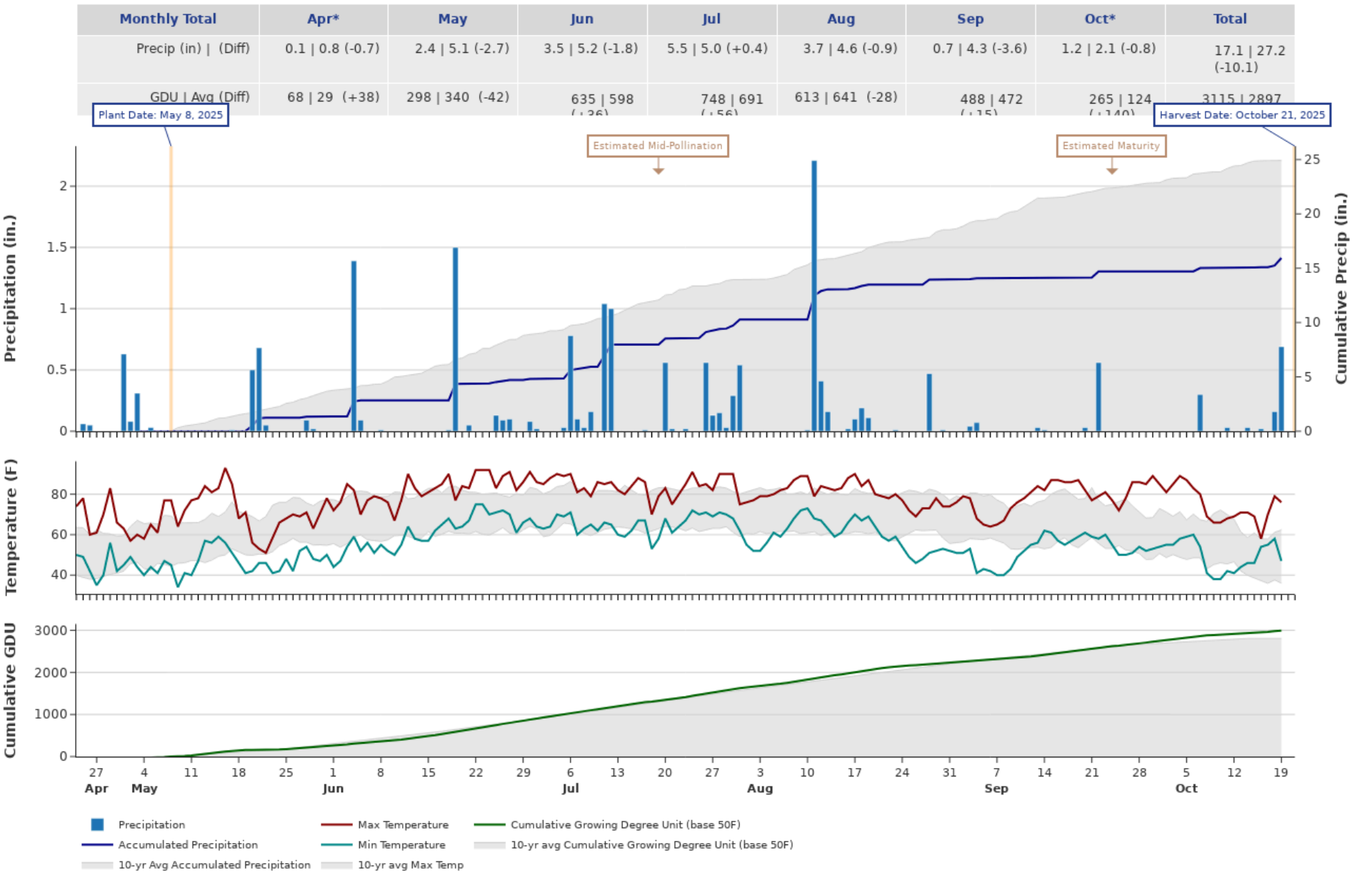
Report Date: 10/21/2025

Additional reports available at www.firstseedtests.com

2025 Corn - Illinois North [ILNO]

Weather Conditions Summary at WINNEBAGO, IL

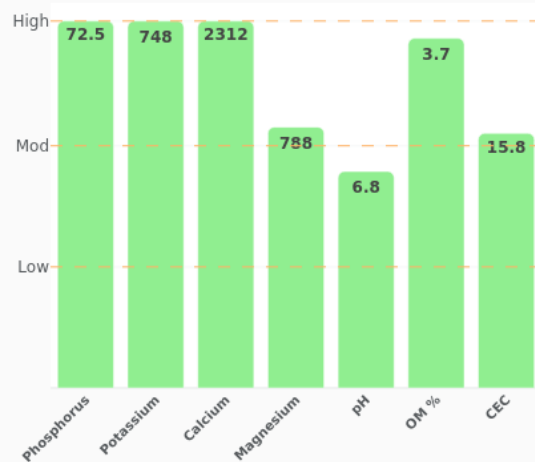
Weather Data Retrieved: 10/21/2025



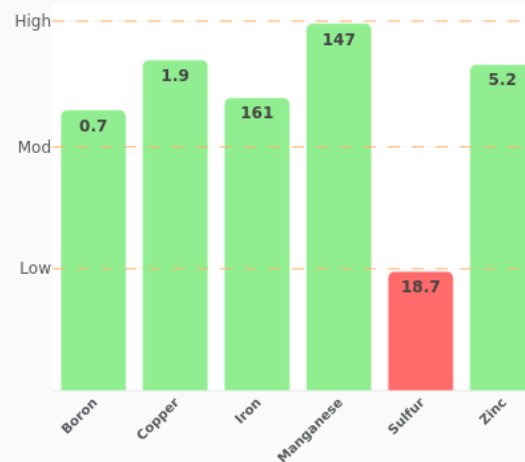
* First monthly total starts on the date 14 days prior to planting and final monthly total ends on the harvest date.

Note: Weather information from PRISM Climate Group. Data may be revised by the provider after retrieval. FIRST will not revise or update reports to reflect any weather data changes. For information purposes only.

Macronutrients



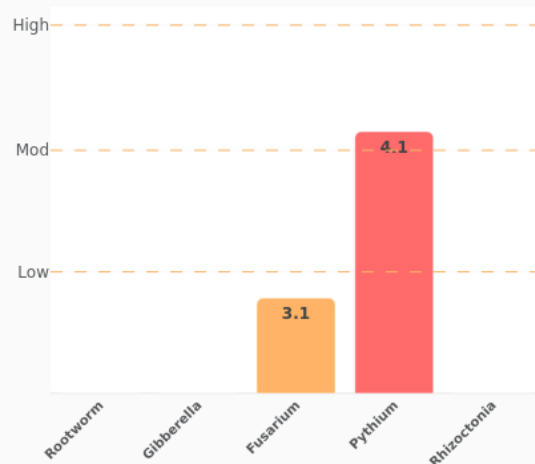
Micronutrients



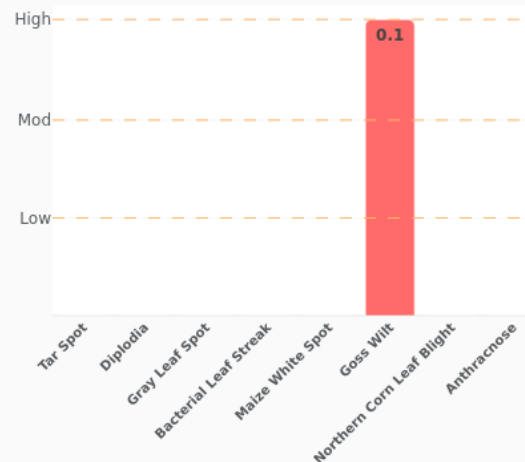
Biofertility Analytics



Below Ground Pest & Disease - Corn



Above Ground Pest & Disease - Corn



More Information

You can find more information about the EarthOptics and soil analytics reported at the following links:

- [Reported Analytics Descriptions](#)
- [Soil Nutrients & Fertility](#)
- [Analytics & Insights](#)
- [EarthOptics](#)

2025 Corn - Illinois North [ILNO]

Ultra Early-Season Test Products (35 Total)

Company/Brand	Product/Brand	Technology	RIB	RM	Seed Treat.
AgVenture	AV3904V	VE	Y	104	Lum, L1
AgVenture	AV9506V	VE	Y	106	Lum, L1
Burrus	POWER PLUS 3G31AM	AM	Y	106	BPS
Burrus	POWER PLUS 3H48 VE	VE	Y	106	Lum, L1
Channel	202-43VT4PRIB	VT4P	Y	102	AC,P1V,EDC-EL
Channel	205-08SSPRIB	STXP	Y	105	AC,P5V,EDC-EL
Channel	206-47VT4PRIB	VT4P	Y	106	AC,P1V,EDC-EL
FS InVision	FS 5158V RIB	VT2P	Y	101	AC,P5V,EDC-EL
FS InVision	FS 5335P RIB	STXP	Y	103	P5V
FS InVision	FS 5552F RIB	VT4P	Y	105	AC,P5V,EDC-EL
FS InVision	FS 5555P RIB	STXP	Y	105	AC,P5V,EDC-EL
FS InVision	FS 5559PC RA	PCE	Y	105	CM,C2,Vi,Va
LG Seeds	LG55C40TRC	TRE	N	105	AC,P5V
Merschman	2506C-30	PCE	Y	106	SL
NuTech	60B8V	VE	Y	100	Lum, L1
NuTech	61A5V	VE	Y	101	Lum, L1
NuTech	63A7V	VE	Y	103	Lum, L1
NuTech	65B8V	VE	Y	105	Lum, L1
NuTech	66C2PCE	PCE	Y	106	Lum, L1
Pioneer	P02405V	VE	Y	102	Lum, L1
Pioneer	P03115V	VE	Y	103	Lum, L1
Pioneer	P05737V	VE	Y	105	Lum, L1
ProHarvest	75P85 DGVT2PRIB	VT2PDG	Y*	105	AC,P5V,EDC-EL
Renk	RK625DGVT2P	VT2PDG	Y*	104	AC,P2
Renk	RK630TRE	TRE	N	102	AC,P2
Renk	RK703PCE	PCE	Y*	106	Lum
Renk	RK705VT4PRO	VT4P	N	105	AC,P5V,EDC-EL
Renk	RK7577TRE	TRE	N	104	AC,P2
Sun Prairie	SP2380PWE	PCE	Y	104	AC
Sun Prairie	SPX5325 PWE	PCE	Y	103	AC
Wyffels	W3309RIB	STXP	Y*	103	CM,C2,Vi,Va
Wyffels	W3654	PCE	N	104	CM,C2,Vi,Va
Wyffels	W4439RIB	STXP	Y	106	CM,C2,Vi,Va
Wyffels	W4487	VT4P	N	106	CM,C2,Vi,Va
Wyffels	W4514	PCE	N	106	CM,C2,Vi,Va

* FIRST does not inspect products for refuge blend. N* indicates the product was entered without a refuge component by the sponsoring seed company. Prior year entries may contain refuge blend.

2025 Corn - Illinois North [ILNO]

Early-Season Test Products (45 Total)

Company/Brand	Product/Brand	Technology	RIB	RM	Seed Treat.
AgVenture	AV1009PCE	PCE	Y	109	Lum, L1
AgVenture	AV2208V	VE	Y	108	Lum, L1
AgVenture	AV3310V	VE	Y	110	Lum, L1
AgVenture	AV4607PCE	PCE	Y	107	Lum, L1
AgVenture	AV5710PCE	PCE	Y	110	Lum, L1
Brevant	B08R32V	VE	Y	108	Lum, L1
Burrus	POWER PLUS 4V73AM	AM	Y	109	BPS
Channel	207-34SSPRIB	STXP	Y	107	AC,P5V,EDC-EL
Channel	207-70TRERIB	TRE	Y	107	AC,P5V,EDC-EL
Channel	209-25SSPRIB	STXP	Y	109	AC,P5V,EDC-EL
Channel	210-18SSPRIB	STXP	Y	110	AC,P5V,EDC-EL
Cornelius	C6757PCE	PCE	N	107	AC,P5V,Va
Cornelius	C6856SSP	STXP	N	108	AC,P5V,EDC-EL
Cornelius	C6937SSP	STXP	N	109	AC,P5
Cornelius	C7026PCE	PCE	N	110	Lum, L1
DeKalb	DKC108-64RIB	STXP	Y	108	AC,P5V,EDC-EL
FS InVision	FS 5845P RIB	STXP	Y	108	AC,P5V,Va
FS InVision	FS 5947T RIB	TRE	Y	109	AC,P5V,Va
FS InVision	FS 5949PC RA	PCE	Y	109	AC,P5V,Va
FS InVision	FS 6042F RIB	VT4P	Y	110	AC,P5V,Va
LG Seeds	LG58C16VT2P	VT2P	Y	108	AC,P5V
LG Seeds	LG60C24VT4P	VT4P	Y	110	AC,P5V
Merschman	2408C-30	PCE	Y	108	SL
Mustang	69Z08 SS PRO RIB	STXP	N	108	F,I
NuTech	68C1V	VE	Y	108	Lum, L1
NuTech	69B5V	VE	Y	109	Lum, L1
NuTech	69C7PCE	PCE	Y	109	Lum, L1
NuTech	69F3V	VE	Y	109	Lum, L1
NuTech	69G1PCE	PCE	Y	109	Lum, L1
Pioneer	P08075V	VE	Y	108	Lum, L1
Pioneer	P1185Q	QR	Y	111	Lum, L1
ProHarvest	78P95 PCE	PCE	Y	108	CM,C2,Vi
ProHarvest	79P54 STAXPRO	STXP	Y	109	AC,P5V,EDC-EL
ProHarvest	80P75 PCE	PCE	Y	110	CM,C2,Vi
Purple Ribbon	26A09	TRE	N	109	P5V
Renk	RK7590SSPRO	STXP	N	109	AC,P5V,EDC-EL

Company/Brand	Brand/Product	Technology	RIB	RM	Seed Treat.
Renk	RK766SSPRO	STXP	Y*	109	AC,P5V,EDC-EL
Renk	RK773TRE	TRE	Y*	109	AC,P2
Renk	RK785PCE	PCE	N	109	Lum
Renk	RK800VT4PRO	VT4P	N	110	AC,P5V,EDC-EL
Titan Pro	59-08 PCE	PCE	Y	108	CM,C2,Vi,Va
Wyffels	W5129	STXP	N	108	P5V
Wyffels	W5684	PCE	N	108	CM,C2,Vi,Va
Wyffels	W6479RIB	STXP	Y*	110	CM,C2,Vi,Va
Wyffels	W6505RIB	TRE	Y*	110	CM,C2,Vi,Va

* FIRST does not inspect products for refuge blend. N* indicates the product was entered without a refuge component by the sponsoring seed company. Prior year entries may contain refuge blend.

2025 Corn - Illinois North [ILNO]

Full-Season Test Products (54 Total)

Company/Brand	Product/Brand	Technology	RIB	RM	Seed Treat.
AgVenture	AV4112PCE	PCE	Y	112	Lum, L1
AgVenture	AV4713PCE	PCE	Y	113	Lum, L1
AgVenture	AV5813V	VE	Y	113	Lum, L1
AgVenture	AV6115PCE	PCE	Y	115	Lum, L1
AgVenture	AV9511PCE	PCE	Y	111	Lum, L1
Brevant	B14C59V	VE	Y	115	Lum, L1
Burrus	POWER PLUS 6G88 VE	VE	Y	113	Lum, L1
Channel	211-14SSPRIB	STXP	Y	111	AC,P5V,EDC-EL
Channel	212-63VT4PRIB	VT4P	Y	112	AC,P1V,EDC-EL
Channel	213-53SSPRIB	STXP	Y	113	AC,P5V,EDC-EL
Cornelius	C7120TRE	TRE	N	111	AC,P5V,EDC-EL
Cornelius	C7216VT4P	VT4P	N	112	CM,C2,Vi,Va
Cornelius	C7342SSP	STXP	N	113	P5V,Lu
Cornelius	C7399PCE	PCE	N	113	CM,C2,Vi,Va
DeKalb	DKC112-12RIB	TRE	Y	112	AC,P5V,EDC-EL
DeKalb	DKC113-03RIB	STXP	Y	113	AC,P5V,EDC-EL
DeKalb	DKC115-55RIB	TRE	Y	115	AC,P5V,EDC-EL
FS InVision	FS 6245V RIB	VT2P	Y	112	AC,P5V,Va
FS InVision	FS 6349PC RA	PCE	Y	113	AC,P5V,Va
FS InVision	FS 6432P RIB	STXP	Y	114	AC,P5V,Va
FS InVision	FS 6447T RIB	TRE	Y	114	AC,P5V,Va
FS InVision	FS 6545V RIB	VT2P	Y	115	AC,P5V,Va
LG Seeds	LG62C20D-RN	D	Y	112	AGM
LG Seeds	LG62C73VT2RIB	VT2P	Y	112	AC,P5V
LG Seeds	LG63C32TRC	TRE	Y	113	AC,P5V
Merschman	2411C-30	PCE	Y	111	SL
Merschman	2512C-30	PCE	Y	112	SL
NuTech	71A7V	VE	Y	111	Lum, L1
NuTech	71B6PCE	PCE	Y	111	Lum, L1
NuTech	72C1PCE	PCE	Y	112	Lum, L1
NuTech	73B2V	VE	Y	113	Lum, L1
NuTech	73J1V	VE	Y	113	Lum, L1
Pioneer	P1185Q	QR	Y	111	Lum, L1
Pioneer	P13777V	VE	Y	113	Lum, L1
Pioneer	P14830Q	QR	Y	114	Lum, L1
ProHarvest	81P45 TRE	TRE	Y	111	AC,P5V,EDC-B

Company/Brand	Brand/Product	Technology	RIB	RM	Seed Treat.
ProHarvest	82P96 PCE	PCE	Y	112	CM,C2,Vi
ProHarvest	83P48 STAXPRO	STXP	Y	113	AC,P5V,EDC-EL
ProHarvest	83P66 VT2PRIB	VT2P	Y*	113	AC,P5V,EDC-EL
ProHarvest	84P78 TRERIB	TRE	Y	114	AC,P5V,EDC-EL
Purple Ribbon	25A12	TRE	N	112	AC,P5
Purple Ribbon	25P11	PCE	N	111	CM,C2,Vi5
Purple Ribbon	25P12	PCE	N	112	CM,C2,Vi5
Purple Ribbon	26A14	TRE	N	114	AC,P5V
Renk	RK825VT4PRO	VT4P	N	112	AC,P5V,EDC-EL
Renk	RK832SSPRO	STXP	Y*	113	AC,P5V,EDC-EL
Renk	RK8585TRE	TRE	N	114	AC,P2
Renk	RK889PCE	PCE	Y	113	Lum
Titan Pro	40-13 PCE	PCE	Y	113	CM,C2,Vi,Va
Wyffels	W6886RIB	VT2P	Y*	111	CM,C2,Vi,Va
Wyffels	W7424	PCE	N	112	CM,C2,Vi,Va
Wyffels	W7485RIB	TRE	Y*	112	CM,C2,Vi,Va
Wyffels	W7499RIB	STXP	Y*	112	CM,C2,Vi,Va
Wyffels	W8007	VT4P	N	114	P5V

* FIRST does not inspect products for refuge blend. N* indicates the product was entered without a refuge component by the sponsoring seed company. Prior year entries may contain refuge blend.

Footnotes and Abbreviations Descriptions

Brand Footnotes

CK	Identifies a check product included in early- and full-season tests.
GC	Grower Comparison product included by FIRST when space permits.
^	Power Plus® brand seed is distributed by Burrus. Power Plus® is a registered trademark of Corteva Agriscience.

Corn Technologies

AM	Optimum® AcreMax®
D	Duracade™ (CB,HX,RW,RW2,LL,GT), formerly Agrisure Duracade® 5122
PCE	PowerCore® Enlist®
QR	Qrome®
STXP	SmartStax® Pro with RNAi Technology
TRE	Trecepta®
VE	Vorceed™ Enlist®
VT2P	VT Double PRO®
VT2PDG	DroughtGard® with VT Double PRO®
VT4P	VT4Pro™ with RNAi Technology

NOTE: The refuge component genetics may vary in a refuge blend seed product.

Corn Seed Treatments*

AC	Acceleron® unspecified
AC,P1V,EDC-EL	Acceleron® ELITE Poncho 1250/Votivo with Enhanced Disease Control
AC,P2	Acceleron® 250
AC,P5	Acceleron® 500
AC,P5V	Acceleron® Poncho 500/Votivo
AC,P5V,EDC-B	Acceleron® BASIC Poncho 500/Votivo with Enhanced Disease Control
AC,P5V,EDC-EL	Acceleron® ELITE Poncho 500/Votivo with Enhanced Disease Control
AC,P5V,Va	Acceleron® Poncho 500/Votivo, Vayantis®
AGM	AgriShield Max
BPS	Burrus PowerShield
CM,C2,Vi	CruiserMaxx® 250 with Vibrance
CM,C2,Vi5	CruiserMaxx® 250, Vibrance Cinco
CM,C2,Vi,Va	CruiserMaxx® 250 with Vibrance, Vayantis®
FALEKH3VQ	Bayer (channel) 2025 - AC,P1V,EDC-EL
F,I	Fungicide, Insecticide
Lum	LumiGEN™ (Corteva Agriscience)
Lum, L1	LumiGEN, Lumisure 1250
P5V	Poncho 500/Votivo
P5V,Lu	Poncho 500/Votivo, Lumiant™
SL	Starting Line - F,I,B,Ne,Nu (Merschman Seeds)

* Seed treatments may include unspecified plant health promoting components.