

Test by: F.I.R.S.T. AMC Inc. Mount Carroll, IL

2025 Corn Grain Top 30 Harvest Report

Illinois East Central [ILEC] TUSCOLA, IL

Silver Top Enterprises, Curt Clapper, Douglas County, IL
61953

Early-Season Test	105 - 111 Day CRM B2025ILEC23a
Top 30 of 45	For Gross Income (Sorted by Yield) Average of (3) Replications
PREV. CROP/HERB:	Soybeans / Zidua Pro, Roundup Powermax3, Liberty
SOIL DESCRIPTION:	Drummer silty clay loam, mod. poorly drained, non-irrigated
SOIL CONDITION:	Conventional W/O Fall Till, 6.11 pH, 4.26% OM, 16.15 CEC, medium P, high K, low S, high B, high Zn
PEST MANAGEMENT:	Halex Gt, Atrazine, Aproach Prima, Lambda Cy, Warrior, Fence
FERTILITY - Applied N:	140 Spring, 5 Planter, 33 Sidedress, 20.1 lbs/A Sulfur
Applied N-P-K (units):	178-18-64
SEEDED - RATE - ROW:	May 11 35.5 /A 30" spacing
HARVESTED - STAND:	Oct 10 33.2 /A
PEST & DISEASE RISK:	Pythium, Rhizoctonia, Maize White Spot*

TEST COMMENTS:

This ILEC corn location was planted in great soil conditions with excellent germination and emergence. The plot was very uniform at V3 when counts were taken, resulting in a near ideal final stand. Timely rains early on followed by a hot, dry summer were typical for the area. Some disease appeared later, including stalk rot (mainly in the early-season hybrids), southern rust, and light tar spot. Curt originally thought that the fungicide application was a bit late, but the plot seemed to respond better than expected by harvest. Fertilizer timing was almost spot on with rainfall; ears filled out on early hybrids, with 1/2" to 3/4" tip back on full-season hybrids. All together, a very nice representation of this growing area!

Company/Brand	Product/Brand	Technol.†	RM	Yield Bu/A ↓	Moisture %	Lodging %	Stand (x 1000)	Gross Income \$/Acre	Rank
Pioneer	P10811AM GC ↗	AM	110	288.7	14.5	1	33.9	1227	1
Wyffels	W6505RIB ↗	TRE	110	288.4	14.8	1	33.1	1226	2
Burrus	POWER PLUS 4V73AM ↗	AM	109	287.1	13.7	1	33.1	1220	3
FS InVision	FS 6042F RIB ↗	VT4P	110	286.8	15.5	1	33.1	1214	4
Sun Prairie	SPX2764 ↗	STXP	111	284.8	15.2	1	33.9	1208	5
Brevant	B12J58V GC ↗	VE	113	281.3	15.6	1	33.1	1189	6
Channel	209-70TRERIB GC ↗	TRE	109	279.4	16.2	1	33.1	1176	9
FS InVision	FS 6133VDG RIB ↗	VT2PDG	111	278.7	15.6	1	33.9	1178	8
Merschman	2411C-30 ↗	PCE	111	277.9	14.4	1	32.2	1181	7
FS InVision	FS 5949PC RA ↗	PCE	109	276.4	13.1	1	33.9	1175	10
Integra	6076 VT4PRIB ↗	VT4P	110	274.5	16.1	1	33.1	1156	12
FS InVision	FS 5947T RIB ↗	TRE	109	272.7	14.6	1	33.9	1159	11
LG Seeds	LG60C24VT4P GC ↗	VT4P	110	271.9	17.2	1	33.1	1135	17
ProHarvest	81P45 TRE ↗	TRE	111	271.9	15.4	1	33.1	1151	14
Wyffels	W6886RIB ↗	VT2P	111	271.4	15.1	1	33.9	1152	13
Burrus	5C11 PCE ↗	PCE	110	267.8	14.5	1	33.1	1138	15
ProHarvest	80P75 PCE ↗	PCE	110	267.3	13.1	1	32.2	1136	16
Integra	5775 VT2PRIB ↗	VT2P	107	266.6	14.0	1	33.1	1133	18
Purple Ribbon	26A09 ↗	TRE	109	266.2	14.6	1	33.1	1131	19
Wyffels	W6479RIB ↗	STXP	110	266.1	14.3	1	33.1	1131	20
Renk	RK7590SSPRO ↗	STXP	109	265.7	14.3	1	33.9	1129	21
LG Seeds	LG62C73VT2RIB ↗	VT2P	112	265.1	16.8	1	32.2	1110	25
Channel	210-18SSPRIB GC ↗	STXP	110	265.0	16.1	1	33.1	1116	23
NuTech	69C7PCE ↗	PCE	109	264.5	14.1	1	33.1	1124	22
Purple Ribbon	25P11 ↗	PCE	111	262.1	13.5	1	33.1	1114	24
Channel	205-08TRERIB GC ↗	TRE	105	259.6	14.5	1	33.1	1103	26
Brevant	B10G53PCE GC ↗	PCE	111	259.5	15.7	1	33.1	1096	28
NuTech	67C1PCE ↗	PCE	107	258.4	13.2	1	32.2	1098	27
Renk	RK773TRE ↗	TRE	109	257.7	14.0	1	33.1	1095	29
ProHarvest	78P30 VT2P ↗	VT2P	108	256.2	13.4	1	33.1	1089	30
PIONEER	P1185Q CK	QR	111	249.0	15.3	1	32.2	1055	39
				Averages =	263.8	14.5	1	33.2	1119
				LSD (0.10) =	12.0	0.7	ns		
				LSD (0.25) =	6.3	0.4	ns		
				C.V. =	4.3				
				Historic yield: 186.57 bu/a, 28 yr(s)					

Yield & Income Factors:

Base Moisture = 15.0%

Shrink = 1.3

Drying = \$0.035

Prices: GMO = \$4.25

† See last page for abbreviation descriptions. Dark colored row identifies the check product found in early- and full-season tests. **Bold** yields are significantly above test average by LSD(0.10). **Italicized** brands exceed the grain moisture limit for this test. **ns** = column values not significantly different. *EarthOptics used for soil conditions and soil-borne disease & pest risks. ↗ Links to full product yield results at www.firstseedtests.com.

©2025, All rights reserved to Farmers' Independent Research of Seed Technologies, LLC.

Report Date: 10/10/2025

Additional reports available at www.firstseedtests.com

Test by: F.I.R.S.T. AMC Inc. Mount Carroll, IL

2025 Corn Grain Top 30 Harvest Report

Illinois East Central [ILEC] TUSCOLA, IL

Silver Top Enterprises, Curt Clapper, Douglas County, IL
61953

Full-Season Test	112 - 117 Day CRM B2025ILEC23b
Top 30 of 54	For Gross Income (Sorted by Yield) Average of (3) Replications
PREV. CROP/HERB:	Soybeans / Zidua Pro, Roundup Powermax3, Liberty
SOIL DESCRIPTION:	Drummer silty clay loam, mod. poorly drained, non-irrigated
SOIL CONDITION:	Conventional W/O Fall Till, 6.11 pH, 4.26% OM, 16.15 CEC, medium P, high K, low S, high B, high Zn
PEST MANAGEMENT:	Halex Gt, Atrazine, Aproach Prima, Lambda Cy, Warrior, Fence
FERTILITY - Applied N:	140 Spring, 5 Planter, 33 Sidedress, 20.1 lbs/A Sulfur
Applied N-P-K (units):	178-18-64
SEEDED - RATE - ROW:	May 11 35.5 /A 30" spacing
HARVESTED - STAND:	Oct 10 33.3 /A
PEST & DISEASE RISK:	Pythium, Rhizoctonia, Maize White Spot*

TEST COMMENTS:

This ILEC corn location was planted in great soil conditions with excellent germination and emergence. The plot was very uniform at V3 when counts were taken, resulting in a near ideal final stand. Timely rains early on followed by a hot, dry summer were typical for the area. Some disease appeared later, including stalk rot (mainly in the early-season hybrids), southern rust, and light tar spot. Curt originally thought that the fungicide application was a bit late, but the plot seemed to respond better than expected by harvest. Fertilizer timing was almost spot on with rainfall; ears filled out on early hybrids, with 1/2" to 3/4" tip back on full-season hybrids. All together, a very nice representation of this growing area!

Company/Brand	Product/Brand	Technol.†	RM	Yield Bu/A ↓	Moisture %	Lodging %	Stand (x 1000)	Gross Income \$/Acre	Rank
ProHarvest	86P55 TRE ↗	TRE	116	279.0	16.1	1	32.2	1175	1
LG Seeds	LG64C43VT2RIB ↗	VT2P	114	278.4	16.1	1	34.8	1172	2
LG Seeds	LG63C32TRC ↗	TRE	113	278.4	16.4	1	33.9	1170	4
Purple Ribbon	26A14 ↗	TRE	114	277.4	15.7	1	33.1	1172	3
Great Heart	HT-7210TRERIB ↗	TRE	112	276.4	16.1	1	33.1	1164	5
FS InVision	FS 6627T RIB ↗	TRE	116	273.1	16.8	1	33.9	1144	7
Wyffels	W7424 ↗	PCE	112	272.0	14.8	1	32.2	1156	6
Renk	RK825VT4PRO ↗	VT4P	112	271.2	16.3	1	32.2	1140	9
Martin	SS-442-4 TRE ↗	TRE	114	270.1	16.2	1	33.1	1137	10
Wyffels	W7499RIB ↗	STXP	112	270.1	16.6	1	33.1	1132	12
Pioneer	P14830Q GC ↗	QR	114	268.8	14.7	1	33.9	1142	8
Martin	SS-456-5 VT2P ↗	VT2P	115	267.7	16.9	1	33.9	1120	14
Sun Prairie	SP2820 ↗	TRE	112	267.5	14.7	1	33.1	1137	11
Pioneer	P1742Q GC ↗	QR	117	265.6	16.0	1	33.9	1120	15
Wyffels	W7945RIB ↗	TRE	114	265.0	15.2	1	33.9	1124	13
Burrus	POWER PLUS 6G88 VE ↗	VE	113	263.6	14.9	1	33.9	1120	16
NuTech	73A6AML ↗	AML	113	263.6	17.2	1	33.1	1100	26
FS InVision	FS 6349PC RA ↗	PCE	113	263.5	14.6	1	33.9	1120	17
Renk	RK8585TRE ↗	TRE	114	263.1	14.7	1	33.1	1118	18
Sun Prairie	SP2821 ↗	TRE	114	263.0	15.4	1	33.1	1114	22
Integra	6365 SSPRO ↗	STXP	113	262.9	14.9	1	33.9	1117	19
Merschman	2512C-30 ↗	PCE	112	262.8	14.2	1	33.9	1117	20
Kitchen	KSC 2514TRE GC ↗	TRE	114	262.6	14.1	1	33.9	1116	21
DeKalb	DKC66-06RIB GC ↗	TRE	116	262.1	16.2	1	34.8	1103	25
ProHarvest	83P66 VT2PRIB ↗	VT2P	113	262.1	16.5	1	34.8	1100	27
NuTech	73B2V ↗	VE	113	261.4	15.0	1	32.2	1111	23
Burrus	8K34 VT2P ↗	VT2P	116	261.4	15.2	1	33.1	1109	24
Martin	SS-438-5 TRE ↗	TRE	113	260.8	16.8	1	33.1	1092	30
ProHarvest	82P96 PCE ↗	PCE	112	257.4	14.5	1	33.1	1094	28
Burrus	7B14 PCE ↗	PCE	114	257.2	14.9	1	34.8	1093	29
PIONEER	P1185Q CK	QR	111	243.5	15.8	1	32.2	1028	52
				Averages =	260.0	15.6	1	33.3	1098
				LSD (0.10) =	13.4	0.9	ns		
				LSD (0.25) =	7.0	0.5	ns		
Nathan Roux				C.V. =	4.9	Historic yield: 186.57 bu/a, 28 yr(s)			
nathan.g.roux@gmail.com, (815) 716-3794									
Yield & Income Factors:		Base Moisture = 15.0%		Shrink = 1.3		Drying = \$0.035		Prices: GMO = \$4.25	

† See last page for abbreviation descriptions. Dark colored row identifies the check product found in early- and full-season tests. **Bold** yields are significantly above test average by LSD(0.10). **Italicized** brands exceed the grain moisture limit for this test. **ns** = column values not significantly different. *EarthOptics used for soil conditions and soil-borne disease & pest risks. ↗ Links to full product yield results at www.firstseedtests.com.

©2025, All rights reserved to Farmers' Independent Research of Seed Technologies, LLC.

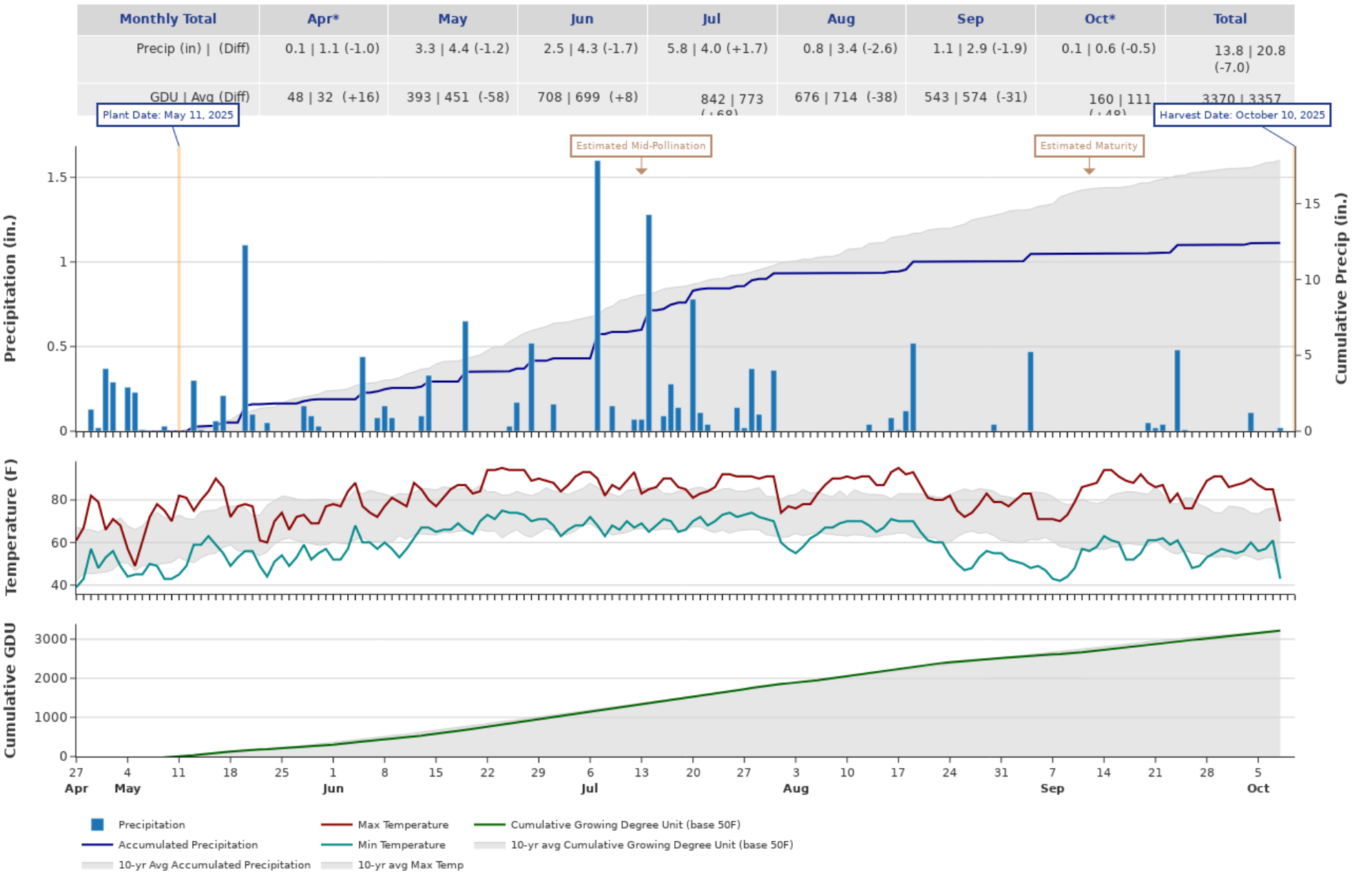
Report Date: 10/10/2025

Additional reports available at www.firstseedtests.com

2025 Corn - Illinois East Central [ILEC]

Weather Conditions Summary at TUSCOLA, IL

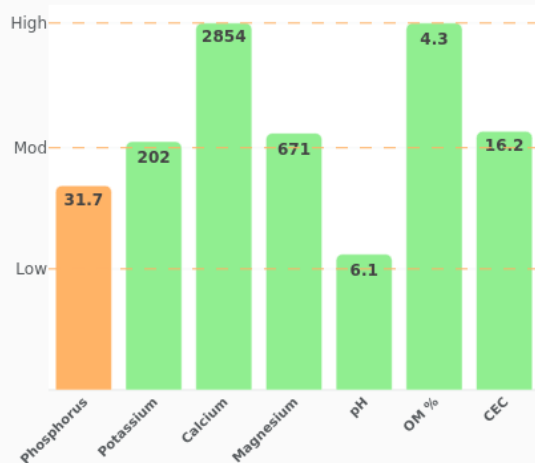
Weather Data Retrieved: 10/10/2025



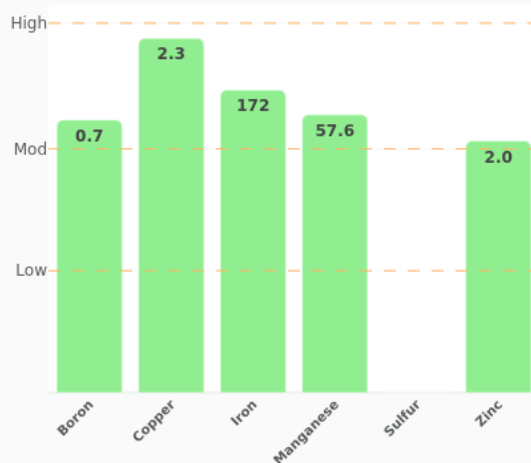
* First monthly total starts on the date 14 days prior to planting and final monthly total ends on the harvest date.

Note: Weather information from PRISM Climate Group. Data may be revised by the provider after retrieval. FIRST will not revise or update reports to reflect any weather data changes. For information purposes only.

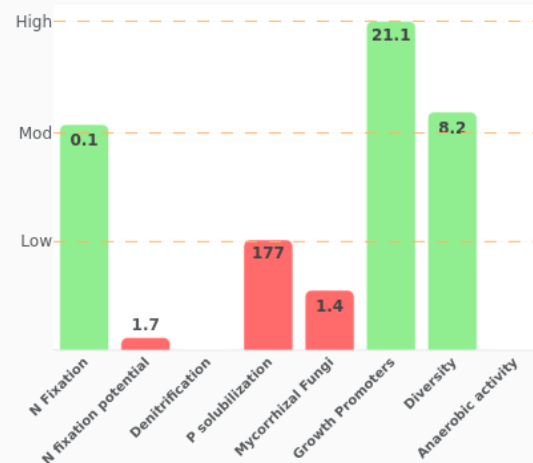
Macronutrients



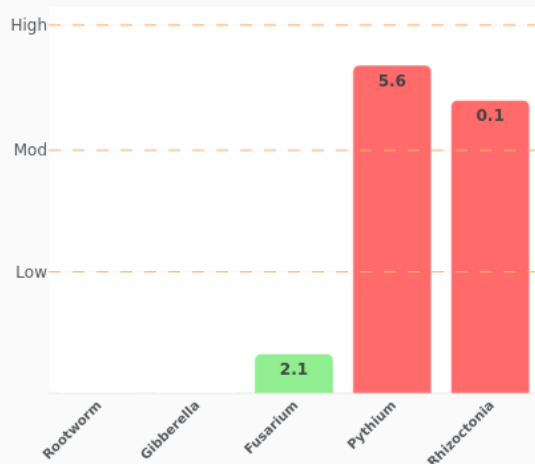
Micronutrients



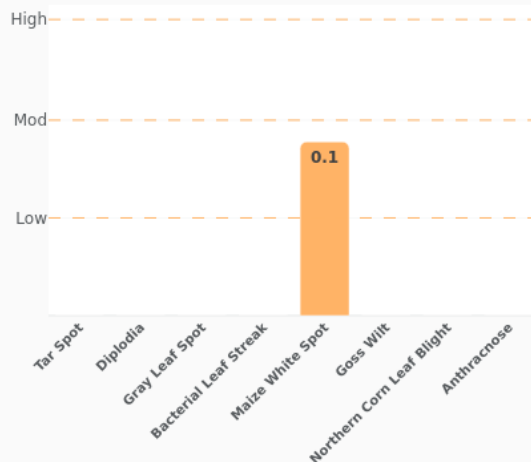
Biofertility Analytics



Below Ground Pest & Disease - Corn



Above Ground Pest & Disease - Corn



More Information

You can find more information about the EarthOptics and soil analytics reported at the following links:

- [Reported Analytics Descriptions](#)
- [Soil Nutrients & Fertility](#)
- [Analytics & Insights](#)
- [EarthOptics](#)

2025 Corn - Illinois East Central [ILEC]

Early-Season Test Products (45 Total)

Company/Brand	Product/Brand	Technology	RIB	RM	Seed Treat.
Brevant	B10G53PCE	PCE	Y	111	Lum, L1
Brevant	B12J58V	VE	Y	113	Lum, L1
Burrus	5C11 PCE	PCE	Y	110	BPS
Burrus	POWER PLUS 4V73AM	AM	Y	109	BPS
Channel	205-08TRERIB	TRE	Y	105	AC,P5V,EDC-EL
Channel	209-70TRERIB	TRE	Y	109	AC,P5V,EDC-EL
Channel	210-18SSPRIB	STXP	Y	110	AC,P5V,EDC-EL
FS InVision	FS 5947T RIB	TRE	Y	109	AC,P5V,Va
FS InVision	FS 5949PC RA	PCE	Y	109	AC,P5V,Va
FS InVision	FS 6042F RIB	VT4P	Y	110	AC,P5V,Va
FS InVision	FS 6133VDG RIB	VT2PDG	Y	111	AC,P5V
FS InVision	FS 6157T RIB	TRE	Y	111	AC,P2
Great Heart	HT-7195TRE	TRE	N	111	F,I,B
Integra	5775 VT2PRIB	VT2P	Y	107	AC,P5V,SU
Integra	5935 PCE	PCE	Y	109	AC,P5V,SU
Integra	6076 VT4PRIB	VT4P	Y	110	AC,P5V,SU
Kitchen	KSC 8111 PCE	PCE	Y	111	P5V
LG Seeds	LG60C24VT4P	VT4P	Y	110	AC,P5V
LG Seeds	LG62C73VT2RIB	VT2P	Y	112	AC,P5V
Merschman	2408C-30	PCE	Y	108	SL
Merschman	2411C-30	PCE	Y	111	SL
Merschman	2506C-30	PCE	Y	106	SL
NuTech	67C1PCE	PCE	Y	107	Lum, L1
NuTech	69B5V	VE	Y	109	Lum, L1
NuTech	69C7PCE	PCE	Y	109	Lum, L1
NuTech	69F3V	VE	Y	109	Lum, L1
NuTech	71A7V	VE	Y	111	Lum, L1
Pioneer	P05737V	VE	Y	105	Lum, L1
Pioneer	P08075V	VE	Y	108	Lum, L1
Pioneer	P10811AM	AM	Y	110	Lum, L1
Pioneer	P1185Q	QR	Y	111	Lum, L1
ProHarvest	78P30 VT2P	VT2P	Y	108	AC,P5V,EDC-EL
ProHarvest	78P95 PCE	PCE	Y	108	CM,C2,Vi
ProHarvest	80P75 PCE	PCE	Y	110	CM,C2,Vi
ProHarvest	81P45 TRE	TRE	Y	111	AC,P5V,EDC-B
Purple Ribbon	25P11	PCE	N	111	CM,C2,Vi5

Company/Brand	Brand/Product	Technology	RIB	RM	Seed Treat.
Purple Ribbon	26A09	TRE	N	109	P5V
Renk	RK7590SSPRO	STXP	N	109	AC,P5V,EDC-EL
Renk	RK773TRE	TRE	Y*	109	AC,P2
Sun Prairie	SPX2764	STXP	N	111	AC
Wyffels	W5129	STXP	N	108	P5V
Wyffels	W5684	PCE	N	108	CM,C2,Vi,Va
Wyffels	W6479RIB	STXP	Y*	110	CM,C2,Vi,Va
Wyffels	W6505RIB	TRE	Y*	110	CM,C2,Vi,Va
Wyffels	W6886RIB	VT2P	Y*	111	CM,C2,Vi,Va

* FIRST does not inspect products for refuge blend. N* indicates the product was entered without a refuge component by the sponsoring seed company. Prior year entries may contain refuge blend.

2025 Corn - Illinois East Central [ILEC]

Full-Season Test Products (54 Total)

Company/Brand	Product/Brand	Technology	RIB	RM	Seed Treat.
Burrus	7B14 PCE	PCE	Y	114	BPS
Burrus	8K34 VT2P	VT2P	Y	116	AC,P5V,EDC-B
Burrus	POWER PLUS 6G88 VE	VE	Y	113	Lum, L1
Burrus	POWER PLUS 7R68 VE	VE	Y	115	Lum, L1
DeKalb	DKC66-06RIB	TRE	Y	116	AC,P5V
FS InVision	FS 6349PC RA	PCE	Y	113	AC,P5V,Va
FS InVision	FS 6447T RIB	TRE	Y	114	AC,P5V,Va
FS InVision	FS 6545V RIB	VT2P	Y	115	AC,P5V,Va
FS InVision	FS 6627T RIB	TRE	Y	116	AC,P5V,SU
FS InVision	FS 6757T RIB	TRE	Y	117	AC,P5V,EDC-EL
Great Heart	HT-7210TRERIB	TRE	N	112	F,I,B
Great Heart	HT-7335TRE	TRE	N	113	F,I,B
Great Heart	HT-7451VT2P	VT2P	Y	114	F,I,B
Great Heart	HT-7512PCE	PCE	N	115	F,I,B
Great Heart	HT-7720TRE	TRE	N	117	F,I,B
Integra	6274 VT2PRIB	VT2P	Y	112	AC,P5V,SU
Integra	6365 SSPRO	STXP	Y	113	AC,P5V,SU
Integra	6493 VT2PRIB	VT2P	Y*	114	AC,P5V,SU
Kitchen	KSC 2512 TRE	TRE	Y	112	P5V
Kitchen	KSC 2514TRE	TRE	Y	114	AC
LG Seeds	LG63C32TRC	TRE	Y	113	AC,P5V
LG Seeds	LG64C43VT2RIB	VT2P	Y*	114	AC,P5V
LG Seeds	LG65C30VT2RIB	VT2P	N	115	AC,P5V
Martin	SS-438-5 TRE	TRE	Y	113	AC,P5V
Martin	SS-442-4 TRE	TRE	Y	114	AC,P2
Martin	SS-456-5 VT2P	VT2P	U	115	AC,P5V,EDC-EL
Merschman	2413C-30	PCE	Y	113	SL
Merschman	2512C-30	PCE	Y	112	SL
NuTech	72C1PCE	PCE	Y	112	Lum, L1
NuTech	73A6AML	AML	Y	113	Lum, L1
NuTech	73B2V	VE	Y	113	Lum, L1
NuTech	73J1V	VE	Y	113	Lum, L1
NuTech	75A8PCE	PCE	Y	115	Lum, L1
Pioneer	P1185Q	QR	Y	111	Lum, L1
Pioneer	P13777V	VE	Y	113	Lum, L1
Pioneer	P14830Q	QR	Y	114	Lum, L1

Company/Brand	Brand/Product	Technology	RIB	RM	Seed Treat.
Pioneer	P1742Q	QR	Y	117	Lum, L1
ProHarvest	82P96 PCE	PCE	Y	112	CM,C2,Vi
ProHarvest	83P66 VT2PRIB	VT2P	Y*	113	AC,P5V,EDC-EL
ProHarvest	84P78 TRERIB	TRE	Y	114	AC,P5V,EDC-EL
ProHarvest	86P55 TRE	TRE	Y	116	AC,P5V,EDC-EL
Purple Ribbon	25A12	TRE	N	112	AC,P5
Purple Ribbon	25P12	PCE	N	112	CM,C2,Vi5
Purple Ribbon	26A14	TRE	N	114	AC,P5V
Renk	RK825VT4PRO	VT4P	N	112	AC,P5V,EDC-EL
Renk	RK8585TRE	TRE	N	114	AC,P2
Renk	RK889PCE	PCE	Y	113	Lum
Sun Prairie	SP2820	TRE	N	112	AC
Sun Prairie	SP2821	TRE	N	114	AC
Wyffels	W7424	PCE	N	112	CM,C2,Vi,Va
Wyffels	W7485RIB	TRE	Y*	112	CM,C2,Vi,Va
Wyffels	W7499RIB	STXP	Y*	112	CM,C2,Vi,Va
Wyffels	W7945RIB	TRE	Y*	114	CM,C2,Vi,Va
Wyffels	W8007	VT4P	N	114	P5V

* FIRST does not inspect products for refuge blend. N* indicates the product was entered without a refuge component by the sponsoring seed company. Prior year entries may contain refuge blend.

Footnotes and Abbreviations Descriptions

Brand Footnotes

CK	Identifies a check product included in early- and full-season tests.
GC	Grower Comparison product included by FIRST when space permits.
^	Power Plus® brand seed is distributed by Burrus. Power Plus® is a registered trademark of Corteva Agriscience.

Corn Technologies

AM	Optimum® AcreMax®
AML	Optimum® AcreMax® Leptra® (Vip,YGCB,HX,LL,RR2)
PCE	PowerCore® Enlist®
QR	Qrome®
STXP	SmartStax® Pro with RNAi Technology
TRE	Trecepta®
VE	Vorceed™ Enlist®
VT2P	VT Double PRO®
VT2PDG	DroughtGard® with VT Double PRO®
VT4P	VT4Pro™ with RNAi Technology

NOTE: The refuge component genetics may vary in a refuge blend seed product.

Corn Seed Treatments*

AC	Acceleron® unspecified
AC,P2	Acceleron® 250
AC,P5	Acceleron® 500
AC,P5V	Acceleron® Poncho 500/Votivo
AC,P5V,EDC-B	Acceleron® BASIC Poncho 500/Votivo with Enhanced Disease Control
AC,P5V,EDC-EL	Acceleron® ELITE Poncho 500/Votivo with Enhanced Disease Control
AC,P5V,SU	Acceleron® Poncho 500/Votivo, StepUp
AC,P5V,Va	Acceleron® Poncho 500/Votivo, Vayantis®
BPS	Burrus PowerShield
CM,C2,Vi	CruiserMaxx® 250 with Vibrance
CM,C2,Vi5	CruiserMaxx® 250, Vibrance Cinco
CM,C2,Vi,Va	CruiserMaxx® 250 with Vibrance, Vayantis®
F,I,B	Fungicide, Insecticide, Biological
Lum	LumiGEN™ (Corteva Agriscience)
Lum, L1	LumiGEN, Lumisure 1250
P5V	Poncho 500/Votivo
SL	Starting Line - F,I,B,Ne,Nu (Merschman Seeds)

* Seed treatments may include unspecified plant health promoting components.