

2025 Corn Grain Top 30 Harvest Report

Iowa East Central [IAEC] VICTOR, IA

Mike DeRycke, Poweshiek County, IA 52347

Early-Season Test	105 - 111 Day CRM B2025IAEC15a
Top 30 of 36	For Gross Income (Sorted by Yield) Average of (3) Replications
PREV. CROP/HERB:	Soybeans / Sencor, Zidua Pro, Source, Enlist One, Clethodim, Liberty, Elevate, Miravis Neo, Endigo, Elite, Powermax 3
SOIL DESCRIPTION:	Ackmore silt loam, moderately drained, non-irrigated
SOIL CONDITION:	No-Till, 6.9 pH, 3.58% OM, 17.54 CEC, high P, medium K, low S, high B, high Zn
PEST MANAGEMENT:	Storen, Atrazine, Length Ext, Powermax 3, Trivapro, Warrior II
FERTILITY - Applied N:	160 Spring, 2 Ton Chicken Manure
Applied N-P-K (units):	160-0-0
SEEDED - RATE - ROW:	Apr 30 35.0 /A 30" spacing
HARVESTED - STAND:	Oct 28 32.2 /A
PEST & DISEASE RISK:	Fusarium, Pythium, Diplodia Ear Rot*

TEST COMMENTS:

Planting conditions were very good, and the plants had a strong start. The plot received 5.2 inches above normal rainfall in July. Located on flat, low ground with excellent drainage, the soil retained moisture, and the plants grew tall with nice, girthy ears. Some small tip-back could be seen. Around harvest time, the plot was 1.9 inches below normal rainfall, which helped it dry down rapidly. Plants stood strong with no lodging observed. Wildlife affected a couple of hybrids with lodging, but the sturdy cobs made shelling easy. There was no weed pressure. The plot looked very strong, despite some tar spot and rust in the area, which was well-controlled.

Company/Brand	Product/Brand	Technol.†	RM	Yield Bu/A ‡	Moisture %	Lodging %	Stand (x 1000)	Gross Income \$/Acre	Rank
NuTech	69C7PCE ↗	PCE	109	296.2	12.9	1	34.8	1117	2
Renk	RK785PCE ↗	PCE	109	295.5	12.5	1	32.9	1114	3
Cornelius	C7130SSP ↗	STXP	111	285.6	12.8	1	33.8	1077	4
FS InVision	FS 6133VDG RIB ↗	VT2PDG	111	284.5	12.8	1	32.9	1073	5
Merschman	2411C-30 ↗	PCE	111	281.2	13.0	2	32.9	1060	6
NuTech	69F3V ↗	VE	109	280.7	12.8	1	32.9	1058	7
FS InVision	FS 5949PC RA ↗	PCE	109	278.6	12.3	1	30.9	1050	8
NuTech	69B5V ↗	VE	109	275.8	12.6	1	31.9	1040	9
FS InVision	FS 5947T RIB ↗	TRE	109	274.9	12.8	1	31.9	1036	10
Integra	5802 VT2PRIB ↗	VT2P	108	272.2	12.6	1	31.9	1026	11
Wyffels	W6479RIB ↗	STXP	110	271.1	12.8	1	30.9	1022	12
Cornelius	C7120TRE ↗	TRE	111	269.9	12.8	1	31.9	1018	13
FS InVision	FS 6157T RIB ↗	TRE	111	269.6	12.8	1	31.9	1016	14
Titan Pro	53-09 SSP ↗	STXP	109	269.5	13.1	1	32.9	1016	15
NuTech	71A7V ↗	VE	111	268.7	13.1	1	32.9	1013	16
Wyffels	W6505RIB ↗	TRE	110	268.3	12.9	1	31.9	1011	17
Cornelius	C7026PCE ↗	PCE	110	266.8	13.0	2	31.9	1006	18
Merschman	2408C-30 ↗	PCE	108	264.4	12.7	1	31.9	997	19
NuTech	69G1PCE ↗	PCE	109	264.4	12.9	1	32.9	997	20
Titan Pro	31-10 PCE ↗	PCE	110	264.0	12.8	1	31.9	995	21
Renk	RK7590SSPRO ↗	STXP	109	261.7	12.9	1	31.9	987	22
Titan Pro	59-08 PCE ↗	PCE	108	261.5	12.5	1	30.9	986	23
Wyffels	W5684 ↗	PCE	108	259.3	12.7	1	30.9	978	24
Merschman	2506C-30 ↗	PCE	106	258.2	12.8	1	31.9	973	25
FS InVision	FS 6042F RIB ↗	VT4P	110	255.3	12.9	1	32.9	962	26
DeKalb	DKC108-64RIB GC ↗	STXP	108	254.3	12.5	2	31.9	959	27
Titan Pro	39-08 PCE ↗	PCE	108	254.1	13.0	1	31.9	958	28
Titan Pro	42-07 PCE ↗	PCE	107	253.8	12.6	1	32.9	957	29
Wyffels	W5129 ↗	STXP	108	253.3	12.6	1	30.9	955	30
Renk	RK800VT4PRO ↗	VT4P	110	252.2	12.9	1	33.8	951	31
PIONEER	P12517V CK	VE	112	303.2	13.4	1	32.9	1143	1
				Averages =	265.6	12.8	1	32.2	1002
				LSD (0.10) =	7.7	0.3	ns		
				LSD (0.25) =	4.0	0.1	ns		
				C.V. =	2.7				
				Historic yield: 232.14 bu/a, 16 yr(s)					

Randy Meisma

randym@firstseedtests.com, (815) 238-8007

Yield & Income Factors:

Base Moisture = 15.0%

Shrink = 1.3

Drying = \$0.045

Prices: GMO = \$3.77

Report Date: 10/28/2025

Additional reports available at www.firstseedtests.com

† See last page for abbreviation descriptions. Dark colored row identifies the check product found in early- and full-season tests. **Bold** yields are significantly above test average by LSD(0.10). **Italicized** brands exceed the grain moisture limit for this test. **ns** = column values not significantly different. *Earthoptics used for soil conditions and soil-borne disease & pest risks. ↗ Links to full product yield results at www.firstseedtests.com.

©2025, All rights reserved to Farmers' Independent Research of Seed Technologies, LLC.

2025 Corn Grain Top 30 Harvest Report

Iowa East Central [IAEC] VICTOR, IA

Mike DeRycke, Poweshiek County, IA 52347

Full-Season Test	112 - 117 Day CRM B2025IAEC15b
Top 30 of 36	For Gross Income (Sorted by Yield) Average of (3) Replications
PREV. CROP/HERB:	Soybeans / Sencor, Zidua Pro, Source, Enlist One, Clethodim, Liberty, Elevate, Miravis Neo, Endigo, Elite, Powermax 3
SOIL DESCRIPTION:	Ackmore silt loam, moderately drained, non-irrigated
SOIL CONDITION:	No-Till, 6.9 pH, 3.58% OM, 17.54 CEC, high P, medium K, low S, high B, high Zn
PEST MANAGEMENT:	Storen, Atrazine, Length Ext, Powermax 3, Trivapro, Warrior II
FERTILITY - Applied N:	160 Spring, 2 Ton Chicken Manure
Applied N-P-K (units):	160-0-0
SEEDED - RATE - ROW:	Apr 30 35.0 /A 30" spacing
HARVESTED - STAND:	Oct 28 32.5 /A
PEST & DISEASE RISK:	Fusarium, Pythium, Diplodia Ear Rot*

TEST COMMENTS:

Planting conditions were very good, and the plants had a strong start. The plot received 5.2 inches above normal rainfall in July. Located on flat, low ground with excellent drainage, the soil retained moisture, and the plants grew tall with nice, girthy ears. Some small tip-back could be seen. Around harvest time, the plot was 1.9 inches below normal rainfall, which helped it dry down rapidly. Plants stood strong with no lodging observed. Wildlife affected a couple of hybrids with lodging, but the sturdy cobs made shelling easy. There was no weed pressure. The plot looked very strong, despite some tar spot and rust in the area, which was well-controlled.

Company/Brand	Product/Brand	Technol.†	RM	Yield Bu/A ‡	Moisture %	Lodging %	Stand (x 1000)	Gross Income \$/Acre	Rank
FS InVision	FS 6432P RIB ↗	STXP	114	299.2	12.9	1	32.9	1128	1
NuTech	73A4AM ↗	AM	113	299.0	13.5	1	32.9	1127	2
ProHarvest	82P96 PCE ↗	PCE	112	296.5	12.7	1	32.9	1118	4
FS InVision	FS 6349PC RA ↗	PCE	113	294.4	12.8	1	31.9	1110	5
Integra	6365 SSPRO ↗	STXP	113	294.2	12.8	1	31.9	1109	6
NuTech	73J1V ↗	VE	113	293.2	12.8	1	34.8	1105	7
Pioneer	P13777V GC ↗	VE	113	287.2	13.4	1	31.9	1083	8
Cornelius	C7399PCE ↗	PCE	113	282.4	12.9	1	31.9	1065	9
Titan Pro	40-13 PCE ↗	PCE	113	281.2	12.8	1	31.9	1060	10
Cornelius	C7427TRE ↗	TRE	114	280.3	13.4	1	32.9	1057	11
Merschman	2512C-30 ↗	PCE	112	278.7	12.6	1	32.9	1051	12
Merschman	2413C-30 ↗	PCE	113	278.0	13.5	1	31.9	1048	13
Cornelius	C7216VT4P ↗	VT4P	112	276.1	13.1	1	32.9	1041	14
Wyffels	W7945RIB ↗	TRE	114	275.3	12.5	2	32.9	1038	15
NuTech	72C1PCE ↗	PCE	112	274.9	12.9	1	32.9	1036	16
Integra	6386 PCE ↗	PCE	113	274.4	12.7	1	32.9	1034	17
Renk	RK8585TRE ↗	TRE	114	274.3	13.7	1	30.9	1034	18
FS InVision	FS 6447T RIB ↗	TRE	114	273.7	13.5	1	32.9	1032	19
Wyffels	W7424 ↗	PCE	112	272.7	12.8	1	32.9	1028	20
NuTech	71B6PCE ↗	PCE	111	271.8	13.2	1	32.9	1025	21
Renk	RK958VT2P ↗	VT2P	115	268.6	13.7	1	32.9	1013	22
Wyffels	W7485RIB ↗	TRE	112	268.2	12.8	1	34.8	1011	23
Integra	6493 VT2PRIB ↗	VT2P	114	267.1	13.2	1	31.9	1007	24
FS InVision	FS 6757T RIB ↗	TRE	117	265.8	13.5	1	30.9	1002	25
NuTech	73B2V ↗	VE	113	265.1	13.1	1	32.9	999	26
Renk	RK825VT4PRO ↗	VT4P	112	264.5	13.2	1	31.9	997	27
Wyffels	W8007 ↗	VT4P	114	263.7	12.9	1	32.9	994	28
FS InVision	FS 6545V RIB ↗	VT2P	115	263.6	13.7	1	31.9	994	29
Renk	RK889PCE ↗	PCE	113	262.2	13.0	1	31.9	988	30
Renk	RK921VT2P ↗	VT2P	115	256.7	13.4	1	32.9	968	31
PIONEER	P12517V CK	VE	112	297.4	13.0	1	33.8	1121	3
				Averages =	273.3	13.1	1	32.5	1029
				LSD (0.10) =	9.3	0.3	1		
				LSD (0.25) =	4.9	0.2	1		
				C.V. =	3.2				
				Historic yield: 232.14 bu/a, 16 yr(s)					



Randy Meinsma

randym@firstseedtests.com, (815) 238-8007

Yield & Income Factors:

Base Moisture = 15.0%

Shrink = 1.3

Drying = \$0.045

Prices: GMO = \$3.77

Report Date: 10/28/2025

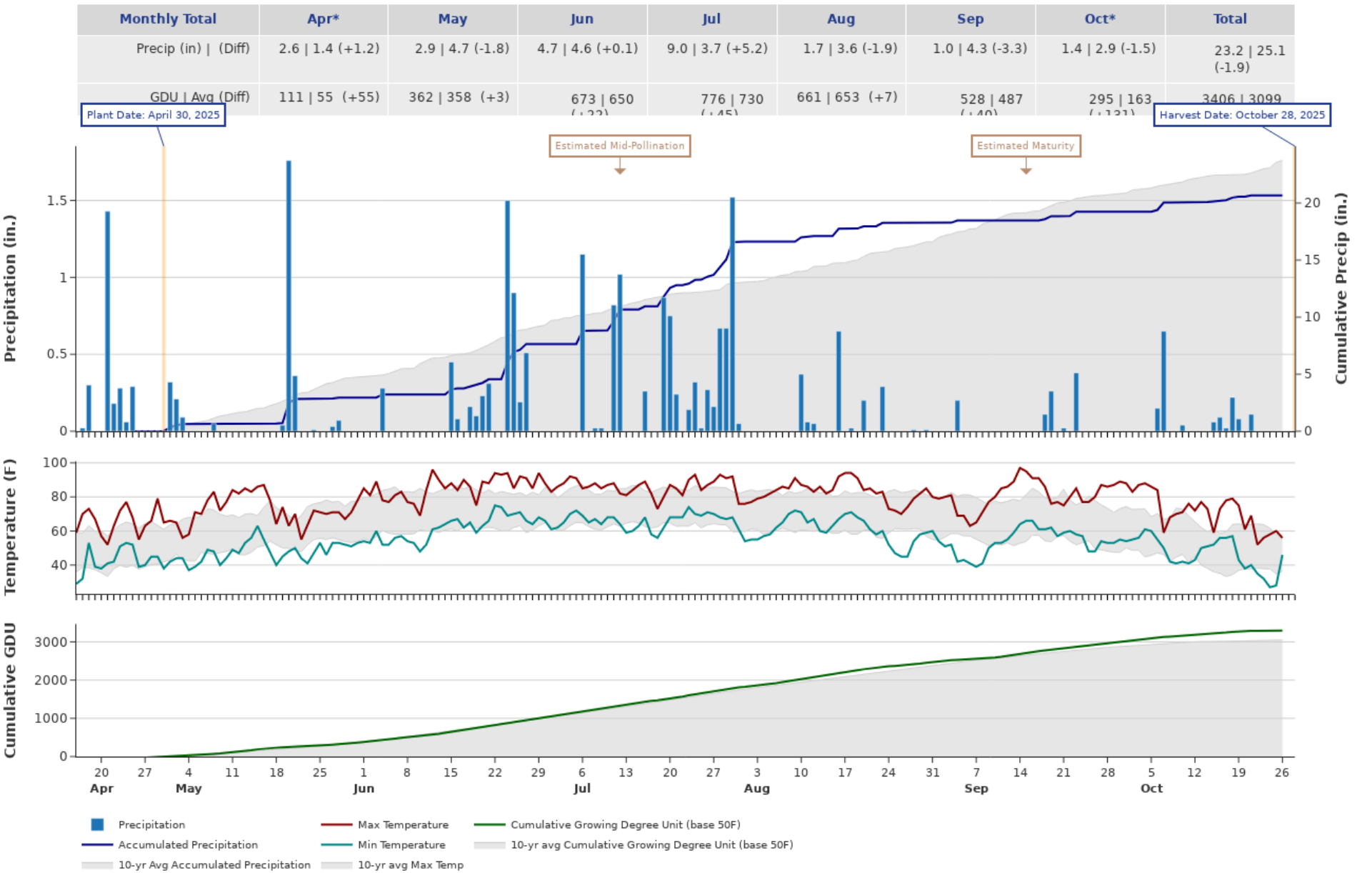
Additional reports available at www.firstseedtests.com

† See last page for abbreviation descriptions. Dark colored row identifies the check product found in early- and full-season tests. **Bold** yields are significantly above test average by LSD(0.10). **Italicized** brands exceed the grain moisture limit for this test. **ns** = column values not significantly different. *Earthoptics used for soil conditions and soil-borne disease & pest risks. ↗ Links to full product yield results at www.firstseedtests.com.

©2025, All rights reserved to Farmers' Independent Research of Seed Technologies, LLC.

2025 Corn - Iowa East Central [IAEC]

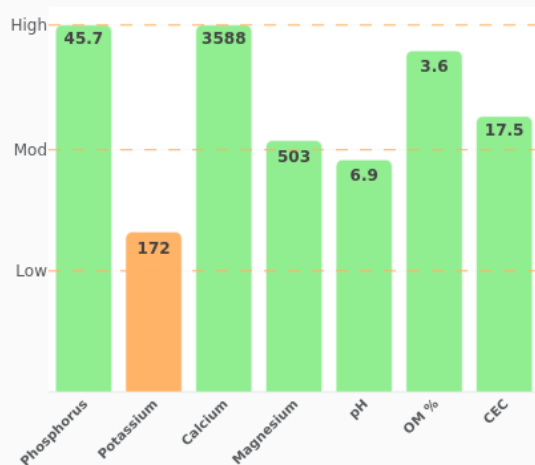
Weather Conditions Summary at VICTOR, IA



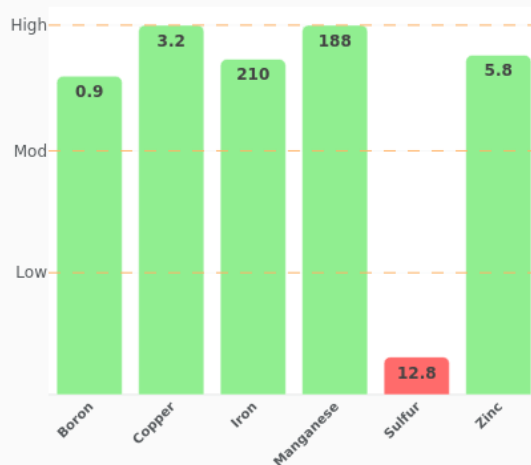
* First monthly total starts on the date 14 days prior to planting and final monthly total ends on the harvest date.

Note: Weather information from PRISM Climate Group. Data may be revised by the provider after retrieval. FIRST will not revise or update reports to reflect any weather data changes. For information purposes only.

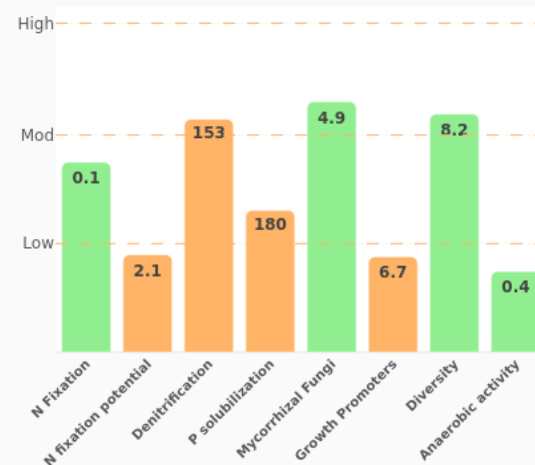
Macronutrients



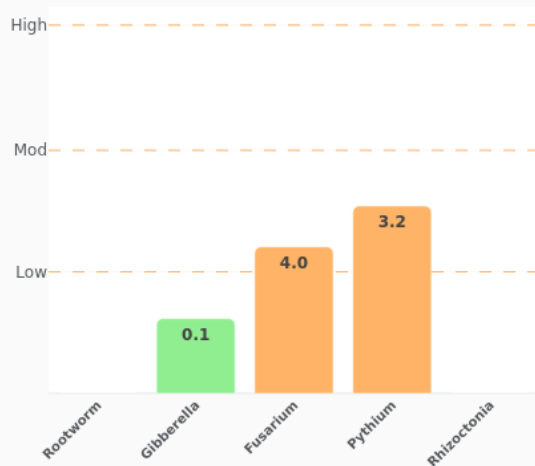
Micronutrients



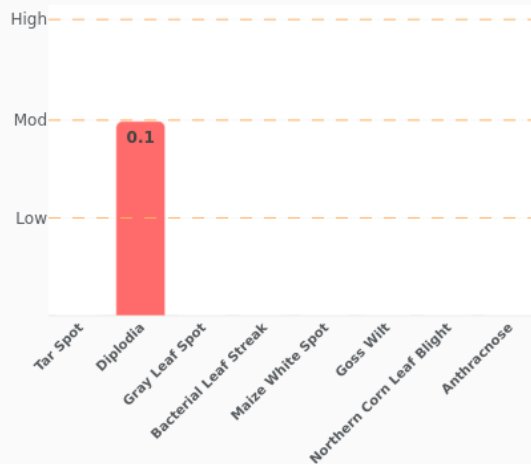
Biofertility Analytics



Below Ground Pest & Disease - Corn



Above Ground Pest & Disease - Corn



More Information

You can find more information about the EarthOptics and soil analytics reported at the following links:

- [Reported Analytics Descriptions](#)
- [Soil Nutrients & Fertility](#)
- [Analytics & Insights](#)
- [EarthOptics](#)

2025 Corn - Iowa East Central [IAEC]

Early-Season Test Products (36 Total)

Company/Brand	Product/Brand	Technology	RIB	RM	Seed Treat.
Cornelius	C7026PCE	PCE	N	110	Lum, L1
Cornelius	C7120TRE	TRE	N	111	AC,P5V,EDC-EL
Cornelius	C7130SSP	STXP	N	111	AC,P5V,EDC-EL
DeKalb	DKC108-64RIB	STXP	Y	108	AC,P5V,EDC-EL
FS InVision	FS 5947T RIB	TRE	Y	109	AC,P5V,Va
FS InVision	FS 5949PC RA	PCE	Y	109	AC,P5V,Va
FS InVision	FS 6042F RIB	VT4P	Y	110	AC,P5V,Va
FS InVision	FS 6133VDG RIB	VT2PDG	Y	111	AC,P5V
FS InVision	FS 6157T RIB	TRE	Y	111	AC,P2
Integra	5802 VT2PRIB	VT2P	Y	108	AC,P5V,SU
Integra	5935 PCE	PCE	Y	109	AC,P5V,SU
LG Seeds	LG57C45SSPRIB	STXP	Y*	107	AC,P1V
Merschman	2408C-30	PCE	Y	108	SL
Merschman	2411C-30	PCE	Y	111	SL
Merschman	2506C-30	PCE	Y	106	SL
NuTech	69B5V	VE	Y	109	Lum, L1
NuTech	69C7PCE	PCE	Y	109	Lum, L1
NuTech	69F3V	VE	Y	109	Lum, L1
NuTech	69G1PCE	PCE	Y	109	Lum, L1
NuTech	71A7V	VE	Y	111	Lum, L1
Pioneer	P12517V	VE	N	112	Lum, L1
Renk	RK7590SSPRO	STXP	N	109	AC,P5V,EDC-EL
Renk	RK766SSPRO	STXP	Y*	109	AC,P5V,EDC-EL
Renk	RK773TRE	TRE	Y*	109	AC,P2
Renk	RK785PCE	PCE	N	109	Lum
Renk	RK800VT4PRO	VT4P	N	110	Lum
Titan Pro	31-10 PCE	PCE	N	110	CM,C2,Vi,Va
Titan Pro	39-08 PCE	PCE	N	108	CM,C2,Vi,Va
Titan Pro	42-07 PCE	PCE	Y	107	CM,C2,Vi,Va
Titan Pro	53-09 SSP	STXP	Y	109	CM,C2,Vi,Va
Titan Pro	59-08 PCE	PCE	Y	108	CM,C2,Vi,Va
Wyffels	W4514	PCE	N	106	CM,C2,Vi,Va
Wyffels	W5129	STXP	N	108	P5V
Wyffels	W5684	PCE	N	108	CM,C2,Vi,Va
Wyffels	W6479RIB	STXP	Y*	110	CM,C2,Vi,Va
Wyffels	W6505RIB	TRE	Y*	110	CM,C2,Vi,Va

* FIRST does not inspect products for refuge blend. N* indicates the product was entered without a refuge component by the sponsoring seed company. Prior year entries may contain refuge blend.

2025 Corn - Iowa East Central [IAEC]

Full-Season Test Products (36 Total)

Company/Brand	Product/Brand	Technology	RIB	RM	Seed Treat.
Cornelius	C7216VT4P	VT4P	N	112	CM,C2,Vi,Va
Cornelius	C7399PCE	PCE	N	113	CM,C2,Vi,Va
Cornelius	C7427TRE	TRE	N	114	AC,P5V,EDC-B
FS InVision	FS 6349PC RA	PCE	Y	113	AC,P5V,Va
FS InVision	FS 6432P RIB	STXP	Y	114	AC,P5V,Va
FS InVision	FS 6447T RIB	TRE	Y	114	AC,P5V,Va
FS InVision	FS 6545V RIB	VT2P	Y	115	AC,P5V,Va
FS InVision	FS 6757T RIB	TRE	Y	117	AC,P5V,EDC-EL
Integra	6274 VT2PRIB	VT2P	Y	112	AC,P5V,SU
Integra	6365 SSPRO	STXP	Y	113	AC,P5V,SU
Integra	6386 PCE	PCE	Y	113	AC,P5V,SU
Integra	6493 VT2PRIB	VT2P	Y*	114	F,I,NE,NU
LG Seeds	LG62C73VT2RIB	VT2P	Y	112	AC,P1V
Merschman	2413C-30	PCE	Y	113	SL
Merschman	2512C-30	PCE	Y	112	SL
NuTech	71B6PCE	PCE	Y	111	Lum, L1
NuTech	72C1PCE	PCE	Y	112	Lum, L1
NuTech	73A4AM	AM	Y	113	Lum, L1
NuTech	73B2V	VE	Y	113	Lum, L1
NuTech	73J1V	VE	Y	113	Lum, L1
Pioneer	P12517V	VE	N	112	Lum, L1
Pioneer	P13777V	VE	Y	113	Lum, L1
ProHarvest	82P96 PCE	PCE	Y	112	CM,C2,Vi
ProHarvest	84P78 TRERIB	TRE	Y	114	AC,P5V,EDC-EL
ProHarvest	86P55 TRE	TRE	Y	116	AC,P5V,EDC-EL
Renk	RK825VT4PRO	VT4P	N	112	AC,P5V,EDC-EL
Renk	RK8585TRE	TRE	N	114	AC,P2
Renk	RK889PCE	PCE	Y	113	Lum
Renk	RK921VT2P	VT2P	N	115	AC,P2
Renk	RK958VT2P	VT2P	Y*	115	AC,P2
Titan Pro	40-13 PCE	PCE	Y	113	CM,C2,Vi,Va
Wyffels	W7424	PCE	N	112	CM,C2,Vi,Va
Wyffels	W7485RIB	TRE	Y*	112	CM,C2,Vi,Va
Wyffels	W7499RIB	STXP	Y*	112	CM,C2,Vi,Va
Wyffels	W7945RIB	TRE	Y*	114	CM,C2,Vi,Va
Wyffels	W8007	VT4P	N	114	P5V

* FIRST does not inspect products for refuge blend. N* indicates the product was entered without a refuge component by the sponsoring seed company. Prior year entries may contain refuge blend.

Footnotes and Abbreviations Descriptions

Brand Footnotes

-
- CK Identifies a check product included in early- and full-season tests.
- GC Grower Comparison product included by FIRST when space permits.
- ^ Power Plus® brand seed is distributed by Burrus. Power Plus® is a registered trademark of Corteva Agriscience.

Corn Technologies

AM	Optimum® AcreMax®
DV	DuracadeViptera™ (Vip,CB,HX,RW,RW2,LL,GT), formerly Agrisure Duracade® 5222
PCE	PowerCore® Enlist®
STXP	SmartStax® Pro with RNAi Technology
TRE	Trecepta®
VE	Vorceed™ Enlist®
VT2P	VT Double PRO®
VT2PDG	DroughtGard® with VT Double PRO®
VT4P	VT4Pro™ with RNAi Technology

NOTE: The refuge component genetics may vary in a refuge blend seed product.

Corn Seed Treatments*

AC,P1V	Acceleron® Poncho 1250/Votivo
AC,P2	Acceleron® 250
AC,P5V	Acceleron® Poncho 500/Votivo
AC,P5V,EDC-B	Acceleron® BASIC Poncho 500/Votivo with Enhanced Disease Control
AC,P5V,EDC-EL	Acceleron® ELITE Poncho 500/Votivo with Enhanced Disease Control
AC,P5V,SU	Acceleron® Poncho 500/Votivo, StepUp
AC,P5V,Va	Acceleron® Poncho 500/Votivo, Vayantis®
CM,C2,Vi	CruiserMaxx® 250 with Vibrance
CM,C2,Vi,Va	CruiserMaxx® 250 with Vibrance, Vayantis®
F,I,NE,NU	Fungicide, Insecticide, Nematicide, Nutrition
Lum	LumiGEN™ (Corteva Agriscience)
Lum, L1	LumiGEN, Lumisure 1250
P5V	Poncho 500/Votivo
SL	Starting Line - F,I,B,Ne,Nu (Merschman Seeds)

* Seed treatments may include unspecified plant health promoting components.